
ST JOHN BRIGADE SINGAPORE



St John
Singapore

DRESS REGULATIONS

SECOND EDITION

FOREWORD BY CHIEF COMMISSIONER



“Dress and deportment have been integral in St John Brigade Singapore since its inception 130 years ago. As a uniformed organisation, high standards of dress and deportment demonstrate good discipline and regimentation within our ranks. It is and continues to be important in portraying a consistent organisational identity and the maintenance of good order in the Brigade.

Our Brigade uniform embodies the richness of our history and heritage. Through the years, it has evolved into the uniquely Singaporean Chapter that we find today. This uniqueness stems from our Nation’s multiracial and multicultural social fabric, coupled with our local customs and traditions. When we don our Brigade uniform, we represent the Brigade- from whence it came and what it stands for as an Organisation today.”

Those words were penned by my predecessor, Prof Christopher Goh, Chief Commissioner (2012-2020) for the foreword of the 1st Edition of the Brigade Dress Regulations published in 2015. I unashamedly borrowed it for the 2nd Edition of this manual because it pointed out 2 important features of our uniform: the identity that brings along with it discipline and regimentation as well as our local history and influence.

Our uniform has evolved and changed through the years and each change, major or minor, has been carefully considered. In a way, these changes are reflective of that season in time in terms of pragmatism and even fashion. Yet, it maintains the utmost respect the uniform brings to the organisation and the person donning it.

I would like to thank the Brigade Dress Regulations Committee for their hard work in reviewing and making the changes in our uniform for this 2nd Edition.

When we don the St John Brigade uniform, wear it as a badge of pride remembering that our Organisation is proud of you just as you are proud of representing St John Brigade Singapore.

A handwritten signature in black ink, appearing to be 'N Chua'.

Dr Nelson Chua, PP, PBS, OStJ
Chief Commissioner
St John Brigade Singapore

ACKNOWLEDGMENTS

BRIGADE DRESS COMMITTEE

Mr Chin Chee Wah, OStJ, CMSJ	Chairman
WO (2) Loh York Liang Peter, CMSJ	Secretary
Mr Tian Mong Ching, CStJ	Advisor
Mr Chia Keng Hian, BBM, PBM, PB, PBS, CStJ	Advisor
Mr Eric Lee, OStJ	Advisor
Ms Wendy Neo, OStJ	Member
Mr Jerry Ko, MStJ, CMSJ	Member
Mr Matthew Chua, MStJ, CMSJ	Member
NSO (1) Donald Teh, CD, CMSJ	Member
NSO (2) Enoch Chan, MStJ, CMSJ	Member
NSO (2) Seah Leng Leng, MStJ, CMSJ	Member
WO (1) Mohd Arif Bin Ali, MStJ, CMSJ	Member

SPECIAL THANKS TO

Mr Seah Boon Chun, PB, PBS, KStJ
Mr John Lee Jong Seng, MStJ, CMSJ

COVER DESIGN BY

WO (2) Lee Sheng Ming, CMSJ

COPYRIGHT NOTICE

FOR INTERNAL CIRCULATION ONLY

Dress Regulations (Second Edition)
St John Brigade Singapore © 2021

All images contained in these regulations are for illustration purposes only.

All rights reserved. No part of this publication may be reproduced in any form or by any means, without prior permission from St John Brigade Singapore.

TABLE OF CONTENTS

Foreword by Chief Commissioner	1
Acknowledgments	2
General Instructions	5
Dress Code	8
Rank Insignias and Distinguishing Marks	9
Badges and Cadet Proficiency Badges	17
Orders, Decorations and Medals	23
General Uniform Standards	36
Male Uniform Regulations	39
Number 1 – Ceremonial Uniform	39
Number 2 – Mess Kit	42
Number 3 (S) – Safari Uniform (Standard)	44
Number 3 (E) – Safari Uniform (Enhanced)	46
Number 4 – Field Uniform	47
Half Uniform	50
Training Order	52
Female Uniform Regulations	54
Number 1 – Ceremonial Uniform	54
Number 2 – Mess Kit	57
Number 3 (S) – Safari Uniform (Standard)	59
Number 3 (E) – Safari Uniform (Enhanced)	61
Number 4 – Field Uniform	62
Half Uniform	65
Training Order	67
Badger Uniform Regulations	69

St John Brigade Singapore Dress Regulations (Second Edition)

Badger Field Uniform	69
Badger Half Uniform	72
Number 1 (Old) – Ceremonial Uniform	74
Male	74
Female	76
Annex A: Information about Badges	78
Annex B: Supplementary Illustrations	80
Annex C: Design of Corporate T-shirts	81
Annex D: Regulations for Designing of St John-based T-Shirts	82
Annex E: Usage of Mourning Band	83
Annex F: Approved Modifications to Accommodate Religious Needs	84
Annex G: Application to Wear Foreign Honours or Badges	85
Annex H: Application to Wear Identification Tab	88

GENERAL INSTRUCTIONS

1. INTRODUCTION

- 1.1 These Brigade Dress Regulations will supersede all existing forms of dress regulations, formal or informal.
- 1.2 This edition of the Regulations will take effect from 1 Feb 2021.

2. UNIFORMS OF THE BRIGADE

- 2.1 There are 4 official uniforms approved and recognised by the Brigade.

	<u>Uniform Number</u>	<u>Uniform Name</u>	<u>Authorised Users</u>
a)	1	Ceremonial Uniform	All members
b)	2	Mess Kit	Officers and Warrant Officers only
c)	3	Safari Uniform	Officers and Warrant Officers only
d)	4	Field Uniform	All members
<u>Supplementary Uniforms</u>			
e)	Nil	Half Uniform	All members
f)	Nil	Training Order	All members

- 2.2 Any form of modification or addition to the uniforms and / or uniform accessories is strictly prohibited.
- 2.3 Officers and members in uniform may not carry ceremonial swords, rifles or other forms of weapons. Aiguillettes and lanyards are also not allowed.

3. PERSONAL CONDUCT WHEN IN UNIFORM

- 3.1 By donning uniform, officers and members necessarily represent the Brigade and should conduct themselves in such a manner that will uphold its good image and reputation.
- 3.2 The following inappropriate behaviour are prohibited when in uniform:
- a) Crude behaviour such as spitting or belching in public
 - b) Smoking
 - c) Using vulgar, offensive or discriminatory language

St John Brigade Singapore

Dress Regulations (Second Edition)

- d) Placing of hands in the pockets
- e) Carrying a bag that is slung over one or both shoulders when wearing rank epaulettes, except for First Aid pouches
- f) Standing or sitting in an improper manner
- g) Causing public nuisance
- h) Showing disrespect and improperly addressing members holding a senior rank or appointment

4. PERSONAL GROOMING

- 4.1 Officers and members must maintain a clean and neat appearance and wear their uniform smartly.
- 4.2 Uniform accessories should not be tarnished and should be free of visible dirt.
- 4.3 Fingernails should not be polished or coloured, and should be kept short and clean.
- 4.4 All footwear should be free of dirt. Boots and shoes should be brush-shined.
- 4.5 Male officers and members should be clean-shaven. Officers and members practising the Sikh faith are exempted but are reminded to likewise maintain a clean and neat appearance.
- 4.6 Officers and members are strictly not allowed to wear any form of jewellery except wedding rings. Female officers and members who have had their ears pierced recently may wear one pair of identical ear sticks.
- 4.7 Religious and cultural objects are allowed to be worn but should not be visible when wearing uniform. Nonetheless, they should not be worn if they interfere with the rendering of first aid, the performance of duty or safety. Officers and members practising the Sikh faith are allowed to wear the bangle.
- 4.8 Female officers and members are allowed to wear light cosmetics as long as the colours are conservative.
- 4.9 Transition lenses are strongly discouraged when attending any Brigade parades and ceremonies, both as a member of the audience and as a participant, or when engaged in workshops, courses and trainings. Tinted glasses and sunglasses or all kinds are strictly prohibited. Officers and members engaged in public service such as first aid coverage or other forms of public duties are exempted from the above regulation.
- 4.10 Hair must be in its natural colour and should not be dyed or highlighted.

St John Brigade Singapore Dress Regulations (Second Edition)

4.11 For male officers and members:

- a) Hair is to be kept short and should not touch the collar or ears.
- b) Sideburns should be kept short and should not exceed half the length of the ear.
- c) Hair should be kept neat and combed with hair wax or gel if necessary.
- d) Extreme or fad hairstyles such as cutting lines and designs on the hair or scalp are strictly not allowed.

4.12 For female officers and members:

- a) Hair is not to hang below the collar fold.
- b) Long hair that exceeds the shoulders should be kept neatly in a black bun net.
- c) Only black hair pins and black hair ties are allowed.
- d) The fringe should be neatly pinned up and should not cover the forehead.
- e) Female officers and members wearing the beret should wear an additional black hairnet.

St John Brigade Singapore

Dress Regulations (Second Edition)

DRESS CODE

1. DRESS CODE

- 1.1 The following is a comprehensive but non-exhaustive dress code for various National, Council and Brigade events. Officers and members attending events not listed may contact the Brigade Dress Committee to seek advice on the appropriate uniform to wear.

Event	No. 1	No. 2	No. 3(S)	No. 3(E)	No. 4	Half Uniform
Authorised Users	All	Officers and Warrant Officers			All	All
Brigade General Inspection (BGI)	✓	✗	✗	✓	✓	✗
Brigade General Meeting (BGM)	✗	✗	✓	✗	✓	✗
Officer Training Course Commissioning Parade	✓	✗	✗	✓	✗	✗
St John Day Presentation	✗	✗	✓	✗	✓	✗
All Banquets	✗	✓	✓	✗	✓	✗
Public Duty	✗	✗	✗	✗	✓	✓
Hospital Duty	✗	✗	✗	✗	✗	✓
First Aid Competitions	✗	✗	✓	✗	✓	✗
National Day Awards Investiture	✓ ¹	✗	✗	✗	✗	✗
Order of St John Investiture	✓ ²	✗	✗	✓	✗	✗
Post National Day Parade (NDP) Dinner	✗	✗	✗	✗	✗	✗
Corps / District / Brigade Presentation or Ceremony	✗	✗	✓	✗	✓	✗
Remembrance Sunday	✓	✗	✗	✓	✓	✗
Change of Command Parade	✓	✗	✗	✓	✓	✗
Training	✗	✗	✓	✗	✓	✓
Funeral	✓ ³	✗	✓	✗	✓	✗
Presidential Reception	✗	✗	✓	✗	✓	✗
Flag Day	✗	✗	✓	✗	✓	✗

¹ Only when receiving such awards in the capacity of a Brigade member.






² Recipients must wear Number 1 Uniform – Ceremonial Uniform.

³ For coffin-bearer party only.

RANK INSIGNIAS AND DISTINGUISHING MARKS







1. RANK INSIGNIAS

1.1 The rank insignias for Senior Officers are illustrated below:

Rank	Rank Insignia
Super Grade 1	
Super Grade 2	
Super Grade 3	
Super Grade 4	
Super Grade 5	





St John Brigade Singapore Dress Regulations (Second Edition)

1.2 The rank insignias for Officers are illustrated as follows:


Rank	Rank Insignia
Grade 1	
Grade 2	
Grade 3	
Grade 4	
Grade 5	
Grade 6	

St John Brigade Singapore Dress Regulations (Second Edition)





1.3 The rank insignias for Warrant Officers are illustrated as follows:

Rank	Rank Insignia
Warrant Officer Grade 1	
Warrant Officer Grade 2	
Warrant Officer Grade 3	
Warrant Officer Grade 4	

1.4 The rank insignias for Non-Commissioned Officers are illustrated as follows:



Rank	Rank Insignia
Senior Staff Sergeant	

St John Brigade Singapore Dress Regulations (Second Edition)

Rank	Rank Insignia
Staff Sergeant	
Sergeant	
Corporal	
Lance Corporal	
Private	No Insignia

St John Brigade Singapore Dress Regulations (Second Edition)

- 1.5 The rank insignias for Officer Cadets and Warrant Officer Cadets are illustrated as follows:











Rank	Rank Insignia
Officer Cadet	
Warrant Officer Cadet	

- 1.6 All members are to wear their ranks in embroidery, either as a slip on epaulette or shoulder board depending on the uniform in question.







St John Brigade Singapore Dress Regulations (Second Edition)

2. DISTINGUISHING MARKS

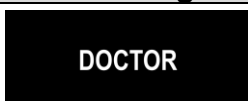





2.1 Peak Cap / Bowler Hat, Cap Badge, Gorget Patch / Collar Badge, and Shoulder Flash.

	Super Grade 1 to Super Grade 5 Officers	Grade 1 to Grade 3 Officers	Grade 4 to Grade 6 Officers and Warrant Officers	Members aged 17 years and above	Members below age 17
Peak Cap / Bowler Hat				Nil	Nil
	Silver wire St John wort embroidered; edged with silver wire bar	Edged with silver wire bar	Plain peak	NA	NA
Cap Badge					
	Embroidered cap badge of the Maltese cross, with lions and unicorns, surrounded by laurels		Metallic cap badge of the Maltese cross, with lions and unicorns, surrounded by laurels	Metallic cap badge with St John Association logo above a ribbon bearing the words "St John Ambulance Brigade"	Metallic cap badge with St John logo surrounded by black border bearing the words "St John Cadet"
Brigade Baseball Cap					

St John Brigade Singapore Dress Regulations (Second Edition)

	Super Grade 1 to Super Grade 5 Officers	Grade 1 to Grade 2 Officers	Grade 3 to Grade 6 Officers and Warrant Officers	Members aged 17 years and above	Members below age 17
Gorget Patch / Collar Badge					Nil
	Black cloth gorget patch of approved design; silver wire embroidered St John wort; edged with 0.3cm wide silver wire braid; small Brigade button at top	Black cloth gorget patch of approved design; one 0.4cm wide silver braid down centre; edged with 0.3cm wide silver wire braid; small Brigade button at top	Metallic collar badge of the Maltese cross, with lions and unicorns, surrounded by laurels, without any coloured backing	Metallic collar badge with St John Association logo above a ribbon bearing the words "St John Ambulance Brigade"	NA
Shoulder Flash					
	Unicorns and lions embroidered in gold; the Maltese cross and words "St John Singapore" embroidered in white			Unicorns, lions, the Maltese cross and words "St John Singapore" embroidered in white	

2.2 Identification Tabs (henceforth referred to as tabs), listed in order of precedence.

Tab	Tab Design	Qualification
Doctor		Medical Practitioner with full registration with the Singapore Medical Council.
Registered Nurse		Registered nurse recognised by the Singapore Nursing Board.
Enrolled Nurse		Enrolled nurse recognised by the Singapore Nursing Board.
Allied Health		Allied Health Professionals recognised by the Ministry of Health and the Allied Health Profession Council or by their professional bodies.
Paramedic		Officers and members holding paramedic qualifications recognised by the Ministry of Health.
Emergency Medical Technician		Officers and members holding Emergency Medical Technician (EMT) qualifications recognised by the Ministry of Health.

St John Brigade Singapore Dress Regulations (Second Edition)

- a) No more than one tab is to be worn at any time. Officers and members who qualify for multiple tabs are to wear the tab which corresponds to their highest qualification.
- b) Tabs are to be worn by all officers and members who hold the relevant qualifications.
- c) Tabs shall be a 5cm by 2cm black cloth of approved design with white embroidered lettering (Arial, size 16, bold).
- d) Tabs are to be worn immediately below the right shoulder flash.

2.3 Pacesticks and swagger sticks.

- a) Traditional pacesticks with golden ferrules are to be carried by Warrant Officers when conducting drill, parades and ceremonies. Warrant Officer Grades 1 and 2 are to carry rosewood pacesticks while Warrant Officer Grades 3 and 4 are to carry black pacesticks.
- b) Black swagger sticks with a silver head bearing the officer badge of the Maltese cross, with unicorns and lions, surrounded by laurels, and a silver tip, are to be carried by Drill Instructors (Basic and Advanced) when conducting drill, parades and ceremonies.

BADGES AND CADET PROFICIENCY BADGES

1. AUTHORISATION

1.1 Subject to 1.2, only the following badges may be worn:

BRIGADE BADGES, IN ORDER OF PRECEDENCE

- a) Chief Commissioner's Badge
- b) Deputy Chief Commissioner's Badge
- c) Commissioner's Badge
- d) Superintendent's Badge
- e) Responder Badge (Gold / Silver / Bronze / Community)
- f) Drill Instructor Badge (Advanced / Basic)
- g) National First Aid Competition Champion Badge
- h) National Activity Badge
- i) Super Badger Badge

BADGES OF EXTERNAL ORGANISATIONS, IN ORDER OF PRECEDENCE

- j) National Youth Achievement Award (NYAA) (Gold / Silver / Bronze), awarded by the National Youth Achievement Award Council
- k) Total Defence Badge (Gold / Silver / Bronze), awarded by the Ministry of Defence (MINDEF)

1.2 Permission to wear all other badges must be sought from the Chief Commissioner, via the Brigade Dress Committee.

1.3 All badges awarded by the Singapore Armed Forces, Singapore Police Force, Singapore Civil Defence Force and foreign militaries are not allowed to be worn.

1.4 Under 1.2, permission must be sought before wearing badges awarded by foreign St John Priorities and Associations.

2. COMMENCEMENT OF WEARING CADET PROFICIENCY BADGES

2.1 The Chief Commissioner's Badge, Deputy Chief Commissioner's Badge, Commissioner's Badge, Superintendent's Badge, and all individual proficiency badges are referred to as Cadet Proficiency Badges.

2.2 Members of the cadet section (henceforth referred to as cadets) may wear the Cadet Proficiency Badges upon gaining their respective proficiency certificates issued by the National Cadet Proficiency Badges (CPB) Committee.

St John Brigade Singapore Dress Regulations (Second Edition)


- 2.3 Cadet proficiency badges can no longer be worn once the cadet is promoted to the adult section with the exception of the Chief Commissioner's Badge.

3. WEARING OF BRIGADE BADGES

- 3.1 Brigade badges are to be worn on the right side of the uniform, 1cm above the nametag, in order of precedence.
- a) When one badge is worn, it shall be worn centred 1cm above the nametag, as illustrated below.




- b) When two badges are worn, they shall be worn side-by-side with a gap of 1cm, as illustrated below. The badge higher up in the order of precedence should be worn farther from the buttons.



St John Brigade Singapore Dress Regulations (Second Edition)

- c) When three badges are worn, they shall be worn in a triangular formation with the bottom two badges separated by a gap of 1cm, as illustrated below. The badge worn above is highest in the order of precedence followed by the one below, farther from the buttons.



- 3.2 No more than three badges are to be worn on the right side of the uniform at any time.
- 3.3 Within the Brigade badges, Commissioned Officers, Warrant Officers and members of the adult section may only wear the Chief Commissioner's Badge, the Responder Badge and Drill Instructor Badge.
- 3.4 Within the Chief Commissioner's Badge, Deputy Chief Commissioner's Badge, Commissioner's Badge and Superintendent's Badge, members may only wear the badge highest in precedence that they have been awarded. Wearing more than one of the above is not allowed.

4. WEARING BADGES OF EXTERNAL ORGANISATIONS

- 4.1 Badges of external organisations are to be worn on the left side of the uniform, in order of precedence. For males, the badges are worn centred 1cm above the left breast pocket, or if medals or ribbons are worn, 1cm above the ribbon. For females, the badges are worn on the centre of the left chest, in line with the second button, or if medals or ribbons are worn, 1cm above the ribbon.

St John Brigade Singapore Dress Regulations (Second Edition)

- a) When two badges are worn, they shall be worn side-by-side with a gap of 1cm, as illustrated below. The badge higher up in the order of precedence is worn closer to the buttons.



- b) When three badges are worn, they shall be worn in a triangular formation with the bottom two badges separated by a gap of 1cm. The badge worn above is highest in the order of precedence followed by the one below, closer to the buttons.



- c) No more than three badges are to be worn on the left side of the uniform at any time.

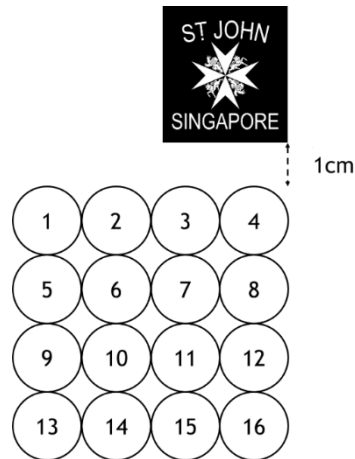
4.2 Within the badges of external organisations, Officers, Warrant Officers and adult members may only wear the NYAA Badge.

4.3 Only the badge of the highest grade awarded may be worn.


5. WEARING INDIVIDUAL PROFICIENCY BADGES

- 5.1 Individual proficiency badges are to be pinned onto a white brassard, in rows of up to four badges, which is to be worn on the left arm. Cadets may not wear individual proficiency badges directly on the left sleeve. There is to be no gap between badges. The topmost row shall be worn 1cm below the shoulder flash on the white brassard. All rows shall be aligned to the right length of the shoulder flash, as illustrated in the next page.

St John Brigade Singapore Dress Regulations (Second Edition)

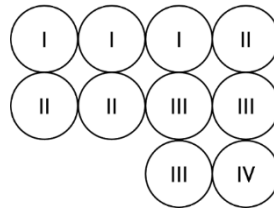


- 5.2 There is no limit to the number of individual proficiency badges that can be worn on the white brassard at any time, insofar as they can fit said brassard entirely when pinned.



St John Brigade Singapore Dress Regulations (Second Edition)

- 5.3 Individual proficiency badges are to be worn in order of group, from Group I to Group IV. For the comprehensive list of individual proficiency badges and their respective groups, please refer to the Cadet Proficiency Badge Handbook. Group I individual proficiency badges are to be pinned first, starting from the left of the topmost row, carrying on accordingly for the individual proficiency badges of the remaining groups, as illustrated to the right. Within each group, there is no specific order to be followed for pinning the individual proficiency badges.



ORDERS, DECORATIONS AND MEDALS

1. GENERAL

- 1.1 These Regulations detail the correct method of wearing Orders, decorations, and medals, and their miniatures and ribbons.

2. AUTHORISATION

- 2.1 Subject to 2.2, only the following Orders, decorations, and medals, and their miniatures and ribbons may be worn, in the following order of precedence:

- a) Awards from the Government of the Republic of Singapore (i.e. National Day Awards).
- b) Awards from the Sovereign of the United Kingdom of Great Britain and Northern Ireland, where award is higher in precedence than the Most Venerable Order of St John of Jerusalem in the United Kingdom. *Refer to the London Gazette, Supplement 56878, published on 11 Jan 2019.*
- c) Awards from the Most Venerable Order of the Hospital of Saint John of Jerusalem (henceforth referred to as the Order) and / or the National St John Council of Singapore.
- d) Service, Campaign and Commemorative Medals from the Singapore Armed Forces, Singapore Police Force, or Singapore Civil Defence Force in this order.
- e) Awards from other Government Uniformed Agencies.
- f) Awards from other Uniformed Youth Organisations and Grassroots Organisations.
- g) Awards from foreign governments and organisations.

- 2.2 Permission to wear all other foreign, Commonwealth, or non-St John awards must be sought from the Chief Commissioner via the Brigade Dress Committee.

3. COMMENCEMENT OF WEARING

- 3.1 For awards from the Order and the National St John Council of Singapore, members authorised may wear the ribbon pending the issue of the medal.

St John Brigade Singapore

Dress Regulations (Second Edition)

- 3.2 For other awards, the full-sized medals, their miniatures and ribbons will only be worn after an investiture or after the date of issue, if said award does not require an investiture.

4. WEARING OF ORDERS, DECORATIONS AND MEDALS


- 4.1 Orders, decorations, and medals are to be worn on the left side of the uniform in order of precedence, unless otherwise specified.
- 4.2 In line with the UK's and the Commonwealth's practices, only the entitled order, decoration or medal of the highest grade awarded may be worn at any time. For example, if a member of the Order has been promoted from Officer of the Order to Commander of the Order, he is to remove the medal entitled to Officer of the Order and wear only the neck order entitled to Commander of the Order.
- 4.3 Female officers and members who are admitted to or promoted within the Order are to wear full-sized medals when in uniform. Bows are to be worn only when in civilian attire.

SASH ORDERS

- 4.4 The badge of an Order, unless otherwise specified, is to be worn on the left hip suspended from the bow of the broad ribbon or sash worn across the body from the right shoulder. Only one broad ribbon is to be worn and such shall be the broad ribbon of the highest grade of said Order.


BREAST STARS

- 4.5 The breast star of an Order, unless otherwise specified, is to be worn on the left side of the uniform, below the medals, in order of precedence.
- a) When two breast stars are worn, they shall be worn one above the other, as illustrated below. The breast star worn above is higher in the order of precedence.




St John Brigade Singapore Dress Regulations (Second Edition)

- b) When three breast stars are worn, they shall be worn in a triangular formation, as illustrated below. The breast star worn above is highest in the order of precedence, followed by the one worn below, closer to the heart.



- c) When four breast stars are worn, they shall be worn in a diamond formation, as illustrated below. The breast star worn at the top is highest in the order of precedence, followed by the second and third breast stars worn side-by-side, followed by the fourth worn at the bottom.




- 4.6 No more than four breast stars are to be worn at any time.


NECK ORDERS

- 4.7 On the Number 1 Uniform, neck orders are to be worn around the neck and behind the collar of the shirt with the badge hanging outside from the front, at an appropriate height. This is achieved by hanging the badge of the neck order on a miniature ribbon of appropriate length, and allowing only the end which hangs the badge of the neck order to protrude from the gap between both collars.

St John Brigade Singapore Dress Regulations (Second Edition)



- 1.1 On the Number 2 Uniform, neck orders are to be worn around the neck and under the collar of the shirt. This is achieved by hanging the badge of the neck order on a miniature ribbon of appropriate length, allowing the badge of the neck order to hang at an appropriate height.



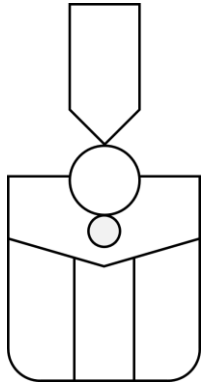
- 1.2 No more than three neck orders are to be worn on the Number 1 Uniform at any time. No more than one neck order is to be worn on the Number 2 Uniform at any time.
- 1.3 When multiple neck orders are worn, the neck order higher in the order of precedence shall be worn above the other, whereas the badge of the neck order lower in precedence is worn 2.5 cm below the one on top.

FULL-SIZED MEDALS

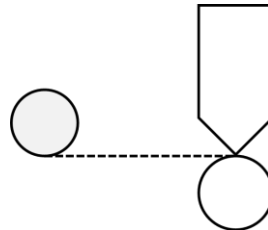
- 1.4 Full-sized medals (henceforth referred to as medals) are to be worn on the left side of the uniform, in order of precedence. For males,

St John Brigade Singapore Dress Regulations (Second Edition)

medals are to be worn centred immediately above the button of the left breast pocket. For females, medals are to be worn on the centre of the left chest, with the top of the medallions aligned with the bottom of the first button, unless otherwise stated.

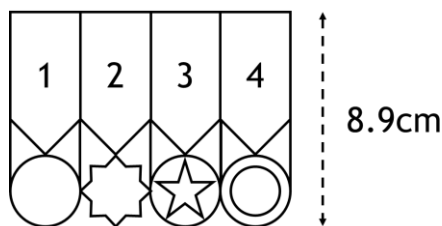


Alignment of medal with button of left breast pocket for males



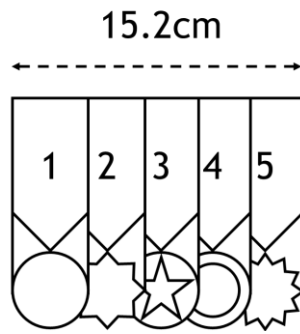
Alignment of medal with first metal button for females

- 1.5 When multiple medals are worn, they are to be court mounted together on a brooch bar with a court backing measuring 7.5cm in height or extending from the top of the ribbon to the midway mark of the medallion. The height of the medal, measured from the top of the ribbon to the bottom of the medallion, is to be 8.9cm.

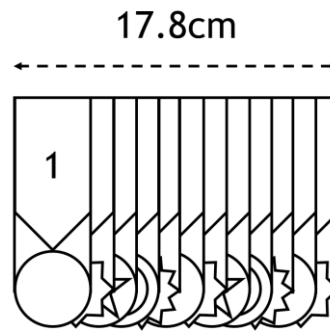


- 1.6 No more than 20 medals are to be worn at any time.
- 1.7 Up to four medals may be mounted side-by-side, without overlapping, with the medal highest in precedence closest to the buttons.
- 1.8 When more than four medals are worn, only the medal highest in precedence shall be shown full-faced. The remaining medals shall be mounted in an overlapping manner. When 5 to 10 medals are mounted, the brooch bar shall measure 15.2cm in length. When 11 to 20 medals are mounted, the brooch bar shall measure 17.8cm.

St John Brigade Singapore Dress Regulations (Second Edition)




Mounting of between 5 and 10
medals on a brooch bar measuring
15.2cm



Mounting of between 11 and 20
medals on a brooch bar measuring
17.8cm

- 1.9 Any clasps awarded are to be worn on the ribbon suspending the medallion. Additional clasps are mounted above the first clasp according to the date which they were awarded. When wearing multiple clasps, a gap should be left between clasps which measures exactly the height of the clasp.



- 1.10 Medals are to be worn on the Number 1 Uniform and Number 3 (E) Uniform only.
- 1.11 Miniature medals are to be worn on the Number 2 Uniform only.

St John Brigade Singapore

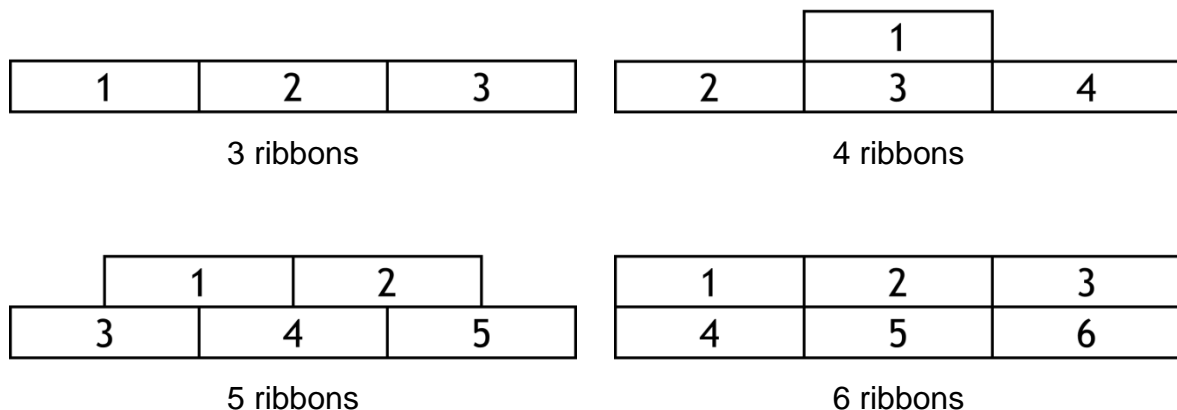
Dress Regulations (Second Edition)

MEDAL RIBBONS

- 1.12 When Order of St John awards are worn as ribbons, they are to be worn as a single Silver Cross on a plain black ribbon, regardless of grade.



- 1.13 Medal ribbons (henceforth referred to as ribbons) are to be worn on the left side of the Number 3 (S) Uniform and Number 4 Uniform, in order of precedence. For males, ribbons are to be worn immediately above the left breast pocket. For females, ribbons are to be worn on the centre of the left chest, with the bottom of the ribbons aligned with the bottom of the first metal button or second plastic button.
- 1.14 No more than 20 ribbons are to be worn at any time.
- 1.15 When ribbons are worn, no other forms of decorations are to be worn.
- 1.16 When multiple ribbons are worn, they are mounted together on a brooch bar, in rows of three ribbons. If there is an incomplete row, it is to be centrally mounted above all other complete rows of three ribbons. The ribbon highest in the order of precedence is the topmost ribbon, closest to the buttons. Consequently, the ribbon lowest in the order of precedence is the bottommost ribbon, farthest from the buttons.



- 1.17 A summary of the maximum number of Orders, medals and decorations that can be worn on various uniforms is as follows:

Type of decoration	No. 1	No. 2	No. 3 (E)	No. 3 (S)	No. 4
Sash Order	1	1	0	0	0
Breast Star	4	4	0	0	0

St John Brigade Singapore Dress Regulations (Second Edition)

Type of decoration	No. 1	No. 2	No. 3 (E)	No. 3 (S)	No. 4
Neck Order	3	1	0	0	0
Medals	20	20	20	0	0
Ribbons	0	0	0	20	20

2. ORDER OF PRECEDENCE FOR ORDERS, DECORATIONS AND MEDALS

2.1 Orders, decorations and medals awarded by the Singapore Government:

	<u>Award Name in Malay</u>	<u>Award Name in English</u>
a)	Bintang Temasek	The Star of Temasek
b)	Darjah Utama Temasek	The Order of Temasek
c)	Darjah Utama Nila Utama	The Order of Nila Utama
d)	Sijil Kemuliaan	The Certificate of Honour
e)	Darjah Utama Bakti Cemerlang	The Distinguished Service Order
	Darjah Utama Bakti Cemerlang (Tentera)	The Distinguished Service Order (Military)
f)	Pingat Kerhormatan	Medal of Honour
g)	Pingat Gagah Perkasa	The Conspicuous Gallantry Medal
	Pingat Gagah Perkasa (Tentera)	The Conspicuous Gallantry Medal (Military)
h)	Pingat Jasa Gemilang	The Meritorious Service Medal
	Pingat Jasa Gemilang (Tentera)	The Meritorious Service Medal (Military)
i)	Bintang Bakti Masyarakat	Public Service Star
j)	Pingat Pentadbiran Awam (Emas)	The Public Administration Medal (Gold)
	Pingat Pentadbiran Awam (Emas) (Tentera)	The Public Administration Medal (Gold) (Military)

St John Brigade Singapore Dress Regulations (Second Edition)

k)	Pingat Keberanian	Medal of Valour
l)	Pingat Keberanian Polis	Police Medal of Valour
	Pingat Pentadbiran Awam (Perak)	The Public Administration Medal (Silver)
	Pingat Pentadbiran Awam (Perak) (Tentera)	The Public Administration Medal (Silver) (Military)
m)	Pingat Pentadbiran Awam (Gangsa)	The Public Administration Medal (Bronze)
	Pingat Pentadbiran Awam (Gangsa) (Tentera)	The Public Administration Medal (Bronze) (Military)
n)	Pingat Kepujian	The Commendation Medal
	Pingat Kepujian (Tentera)	The Commendation Medal (Military)
o)	Pingat Bakti Masyarakat	The Public Service Medal
p)	Pingat Jasa Perwira (Tentera)	The Singapore Armed Forces Medal for Distinguished Acts
q)	Pingat Berkebolehan	The Efficiency Medal
	Pingat Berkebolehan (Tentera)	The Efficiency Medal (Military)
r)	Pingat Bakti Setia	Long Service Medal
	Pingat Bakti Setia (Tentera)	Long Service Medal (Military)

2.2 Orders, decorations and medals awarded by the Most Venerable Order of the Hospital of Saint John of Jerusalem and the National St John Council of Singapore:

- a) The Bailiff / Dame Grand Cross of the Order of St John
- b) The Knight / Dame of Justice of the Order of St John
- c) The Knight / Dame of Grace of the Order of St John
- d) The Commander of the Order of St John
- e) The Officer of the Order of St John
- f) The Member of the Order of St John

St John Brigade Singapore Dress Regulations (Second Edition)

- g) The Commendation Medal of St John
- h) The Life-Saving Medal of the Order of St John⁴
- i) The Ultra Long Service / Service Medal of the Order of St John
- j) The 5 Years First Aid Efficiency Medal
- k) The 1984 Golden Jubilee Commemorative Medal
- l) The Priory of Singapore Inauguration Commemorative Medal
- m) The Priory of Singapore Grand Council Conference Commemorative Medal

2.3 Service, campaign and commemorative medals awarded by the Singapore Armed Forces, Singapore Police Force and Singapore Civil Defence Force, in the following order of precedence:

SINGAPORE ARMED FORCES

- a) The SAF Long Service and Good Conduct Medal (40 Years Clasp)
- b) The SAF Long Service and Good Conduct Medal (35 Years)
- c) The SAF Long Service and Good Conduct Medal (30 Years Clasp)
- d) The SAF Long Service and Good Conduct Medal (20 Years)
- e) The SAF Long Service and Good Conduct Medal (15 Years Clasp)
- f) The SAF Long Service and Good Conduct Medal (10 Years)
- g) The SAF National Service Medal (15 Years Clasp)
- h) The SAF National Service Medal (10 Years)
- i) The SAF Good Service Medal (5 Years)
- j) The Defence Medal
- k) The SAF Overseas Service Medal

⁴ Worn on the right chest.

St John Brigade Singapore Dress Regulations (Second Edition)

- l) The Uniformed Services of Malaysia Medal
- m) The Tsunami Relief Operations 2004 Medal

SINGAPORE POLICE FORCE

- n) SPF Long Service and Good Conduct Medal (30 Years)
- o) SPF Long Service and Good Conduct Medal (20 Years Clasp)
- p) SPF Long Service and Good Conduct Medal (15 Years Clasp)
- q) SPF Long Service and Good Conduct Medal (10 Years)
- r) SPF Good Service Medal (5 Years)
- s) Home Team Operational Service Medal
- t) SPF Overseas Service Medal

SINGAPORE CIVIL DEFENCE FORCE

- u) SCDF Long Service and Good Conduct Medal (40 Years Clasp)
- v) SCDF Long Service and Good Conduct Medal (35 Years)
- w) SCDF Long Service and Good Conduct Medal (30 Years)
- x) SCDF Long Service and Good Conduct Medal (20 Years Clasp)
- y) SCDF Long Service and Good Conduct Medal (12 Years)
- z) SCDF Good Conduct Medal (5 Years)
- aa) Home Team Operational Service Medal
- bb) SCDF Overseas Service Medal

St John Brigade Singapore Dress Regulations (Second Edition)

2.4 Orders, decorations and medals awarded by foreign and Commonwealth governments, militaries, organisations and societies are to be worn in order of precedence, which shall be determined based on the following guiding principles:

- a) Orders, decorations and medals awarded by foreign and Commonwealth governments are to be worn in the order determined by the awarding country's government.
- b) Orders, decorations and medals awarded by foreign and Commonwealth governments and militaries take precedence over those awarded by organisations and societies.
- c) Orders, decorations and medals awarded by organisations and societies, such as the United Nations, are to be worn in the order determined by the awarding organisation or society.

3. USE OF POST-NOMINAL LETTERS FOR ORDERS AND DECORATIONS AWARDED BY SINGAPORE AND THE ORDER

3.1 Persons who are recipients of National Day Awards and National Day Awards (Military) may use the initials of the Malay names of said awards as post-nominal letters, in order of precedence.

3.2 Persons who are recipients of Order awards and National St John Council of Singapore awards may use the respective post-nominal letters of said awards that are listed below, in order of precedence:

- a) The Bailiff Grand Cross of the Order of St John GCStJ
The Dame Grand Cross of the Order of St John
- b) The Knight of the Order of St John KStJ
(Justice or Grace)
The Dame of the Order of St John DStJ
(Justice or Grace)
- c) The Commander of the Order of St John CStJ
- d) The Officer of the Order of St John OStJ
- e) The Member of the Order of St John MStJ

St John Brigade Singapore

Dress Regulations (Second Edition)

f) The Commendation Medal of St John

CMSJ

4. SERVICE BAR(S) TO THE ULTRA LONG SERVICE / SERVICE MEDAL OF THE ORDER OF ST JOHN


4.1 A Bar to the Service Medal may be awarded for each successive five years' of efficient and active service. For 50 years' of efficient and active service, the Ultra Long Service Medal is awarded and replaces the Service Medal. Bars to the Ultra Long Service Medal may be awarded for each successive five years' efficient and active service following the same system as the Service Medal.

	<u>Years</u>	<u>Medal</u>	<u>On Medal</u>	<u>On Medal Ribbon</u>
a)	10	Service Medal	Nil	Nil
b)	15	Service Medal	1 Silver Bar	1 Silver Cross
c)	20	Service Medal	2 Silver Bars	2 Silver Crosses
d)	25	Service Medal	3 Silver Bars	3 Silver Crosses
e)	30	Service Medal	1 Gilt Bar (Remove Silver Bars)	1 Gilt Cross (Remove Silver Crosses)
f)	35	Service Medal	2 Gilt Bars	2 Gilt Crosses
g)	40	Service Medal	3 Gilt Bars	3 Gilt Crosses
h)	45	Service Medal	4 Gilt Bars	4 Gilt Crosses
i)	50	Ultra Long Service Medal	Nil	Nil
j)	55	Ultra Long Service Medal	1 Gilt Bar	1 Gilt Cross
k)	60	Ultra Long Service Medal	2 Gilt Bars	2 Gilt Crosses
l)	65	Ultra Long Service Medal	3 Gilt Bars	3 Gilt Crosses
m)	70	Ultra Long Service Medal	4 Gilt Bars	4 Gilt Crosses

GENERAL UNIFORM STANDARDS

1. PEAK CAP AND BOWLER HAT

- 1.1 Peak caps and bowler hats are to be worn such that when viewed from the side, the peak cap / bowler hat is horizontal.
- 1.2 For peak caps, the cap badge is to be worn, centred, such that the centre point of the Maltese cross is 1cm above the top of the black embroidery band of the peak cap. For bowler hats, the cap badge is to be worn, centred, such that the centre point of the Maltese cross is in line with the black horizontal line of the bowler hat.



- 1.3 Peak caps and bowler hats are to cover the forehead, leaving a space of approximately 1.5cm above the eyebrows.
- 1.4 Unless onboard a vessel, the chin strap of the peak cap is not to be used and is to be securely tightened above the peak.
- 1.5 The top of the peak cap is not to be pressed down to the sides. It should be worn as per how it was manufactured.

2. BERET

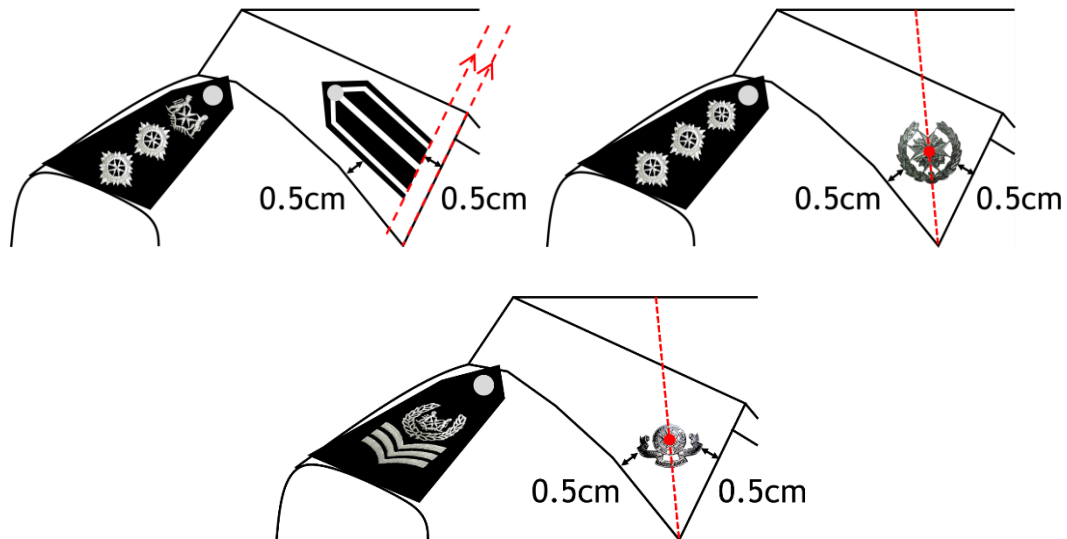
- 2.1 Beret is to be black and free of any pieces of thread or visible specks of dust.
- 2.2 Beret is to be well pressed.
- 2.3 The right flap of the beret is to cover approximately 1/3 of the cap badge.
- 2.4 Beret cap badge is to be supported by a backing larger than the size of the cap badge itself.
- 2.5 Beret cap badge is worn 0.5cm above the rim of the beret.
- 2.6 Beret string is not to be visible.

St John Brigade Singapore Dress Regulations (Second Edition)

- 2.7 No fringe is to be visible.
- 2.8 Beret is to cover the forehead, leaving a space of approximately 1.5cm between the rim of the beret and the eyebrows.

3. COLLAR BADGES AND GORGET PATCHES

- 3.1 Collar badges are to be diagonally slanted such that they face the direction of the collar tip. The separation between the sides of the collar badge and the edge of the collar should be 0.5cm.
- 3.2 Gorget patches are to be diagonally slanted such that the bottom edges are parallel to the front edges of the collars. The separation between the bottom edge as well as the side of the gorget patch and the edge of the collar should be 0.5cm.



4. NAMETAG

- 4.1 Super Grade 1 to Grade 2 Officers are to wear nametags with yellow lettering (Arial, size 28, bold) and the St John logo printed, as illustrated to the right. There should be no more than 18 characters printed (including spaces) and no initials are allowed.



St John Brigade Singapore

Dress Regulations (Second Edition)

- 4.2 Grade 3 to Grade 6 Officers, Presidents, Warrant Officers, Members and Adult Members are to wear nametags with white lettering (Arial, size 28), as illustrated to the right. There should be no more than 18 characters printed (including spaces) and no initials are allowed.

NAME OF MEMBER

5. TOP

- 5.1 Collars should be well-pressed such that they are able to 'stand'.
- 5.2 If wearing a slip-on epaulette, the epaulette should not cover the medium Brigade button at the top of the epaulette.
- 5.3 Top should be well pressed with no visible creases.
- 5.4 All pocket flaps are to be pressed down.
- 5.5 If the uniform requires that the top be tucked in, it should either be fully tucked in or tucked in and pulled out slightly in a manner such that half the belt is covered.

6. BELT

- 6.1 Belt is to be adjusted to the correct length and tightened. It should not be viewed as loose or dangling.
- 6.2 Belt buckle is to be wiped clean and polished if required.
- 6.3 Belt is to go through all belt loops. Silver tip of belt is to exactly exceed the first belt loop on the wearer's left.

7. BOTTOM

- 7.1 Pants are to be of the appropriate length such that the hem of the pants rests on the rim of the shoes when standing upright.
- 7.2 Skirt and culottes are to be of the appropriate length such that the hem of the skirt / culottes is 3 to 5cm above the knee cap.


8. FOOTWEAR

- 8.1 Cadet Members are only allowed to use footwear of the design illustrated in Annex B.

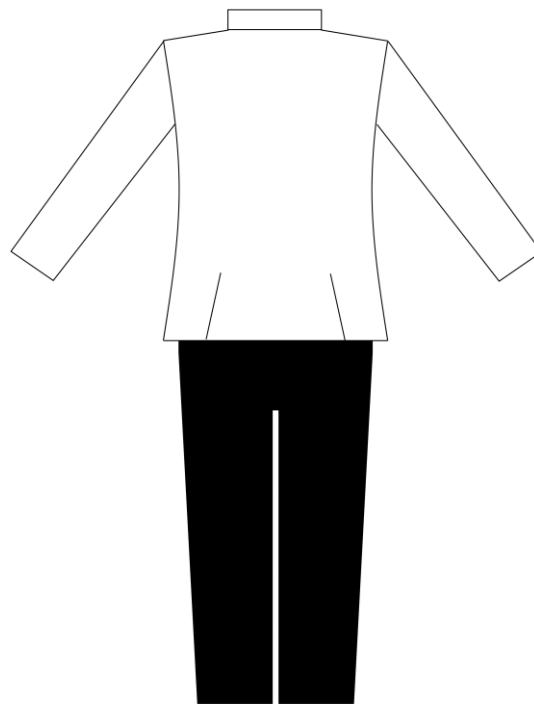

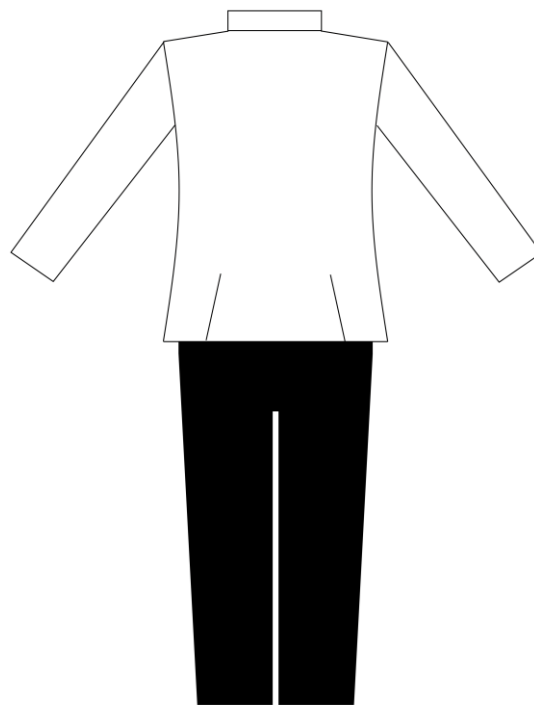
MALE UNIFORM REGULATIONS

NUMBER 1 – CEREMONIAL UNIFORM

NO. 1
FRONT



NO. 1
REAR



St John Brigade Singapore

Dress Regulations (Second Edition)

1. HEADDRESS

- 1.1 Peak Cap / Beret with cap badge entitled to the wearer is to be worn.

2. RANK INSIGNIAS AND DISTINGUISHING MARKS

- 2.1 Appropriate rank is to be worn on a black shoulder board with medium Brigade button at the top.
- 2.2 Gorget patch entitled to the wearer is to be worn.
- 2.3 No tabs are to be worn.

3. MEDALS, ORDERS AND DECORATIONS

- 3.1 Orders, decorations and medals entitled to the wearer are to be worn.

4. BADGES

- 4.1 Badges entitled to the wearer are to be worn.

5. TOP

- 5.1 White long-sleeved shirt of approved design is to be worn.
- 5.2 Medium Brigade buttons are to be used to button the shirt. Five shall be worn.
- 5.3 Medium Brigade buttons are to be worn on both top pockets. Top pocket flaps are to be V-cut.
- 5.4 Individual proficiency badges are to be worn on a white brassard of approved design. Visible ironing lines should extend from the rearmost edge of the shoulder flash as per the ironing lines for the shirt.

6. BOTTOM

- 6.1 Black pants of approved design (straight-cut and non-pleated with two side pockets and one back pocket on the right) is to be worn with St John belt. Silver tip of belt is to exactly exceed the first belt loop on the wearer's left.
- 6.2 Visible ironing lines shall start from below the pockets to the bottom of the pants.

7. FOOTWEAR

- 7.1 Black leather shoes are to be worn with black shoelaces. Shoelaces are to be worn in a parallel manner and double-knotted.
- 7.2 A pair of identical black socks of shin-length are to be worn.


8. OTHER UNIFORM ACCESSORIES

- 8.1 A pair of white gloves is to be worn.

St John Brigade Singapore Dress Regulations (Second Edition)

- 8.2 Colours Escorts and Colours Sergeants are to wear a red sash of approved design across the body from the right shoulder, ending on the left hip. All nametags and badges that are covered as a result of wearing the sash are to be pinned, either partially or fully, onto the sash so that they are visible.

NUMBER 2 – MESS KIT



1. HEADDRESS

- 1.1 No headdress is to be worn. Sikh men are to wear a white turban without cap badge.

2. RANK INSIGNIAS AND DISTINGUISHING MARKS

- 2.1 Appropriate standard-sized rank is to be worn on a black shoulder board with medium Brigade button at the top.
- 2.2 No tab is to be worn.

3. MEDALS, ORDERS AND DECORATIONS

- 3.1 Orders, decorations and miniature medals entitled to the wearer are to be worn.
- 3.2 Miniature medals are to be worn on the left lapel, 1cm above and centred to the insignia.

4. BADGES

- 4.1 No badges are to be worn.

St John Brigade Singapore Dress Regulations (Second Edition)

5. TOP

- 5.1 White long-sleeved pleated or non-pleated shirt with either wing-tip collar or standard collar and white long-sleeved outer jacket of approved design is to be worn.
- 5.2 Maroon bow tie of approved design is to be worn.

6. BOTTOM

- 6.1 Black pants of approved design (single one-inch maroon stripe down both sides, straight-cut and non-pleated) is to be worn with St John belt. Silver tip of belt is to exactly exceed the first belt loop on the wearer's left.
- 6.2 Visible ironing lines shall start from below the pockets to the bottom of the pants.

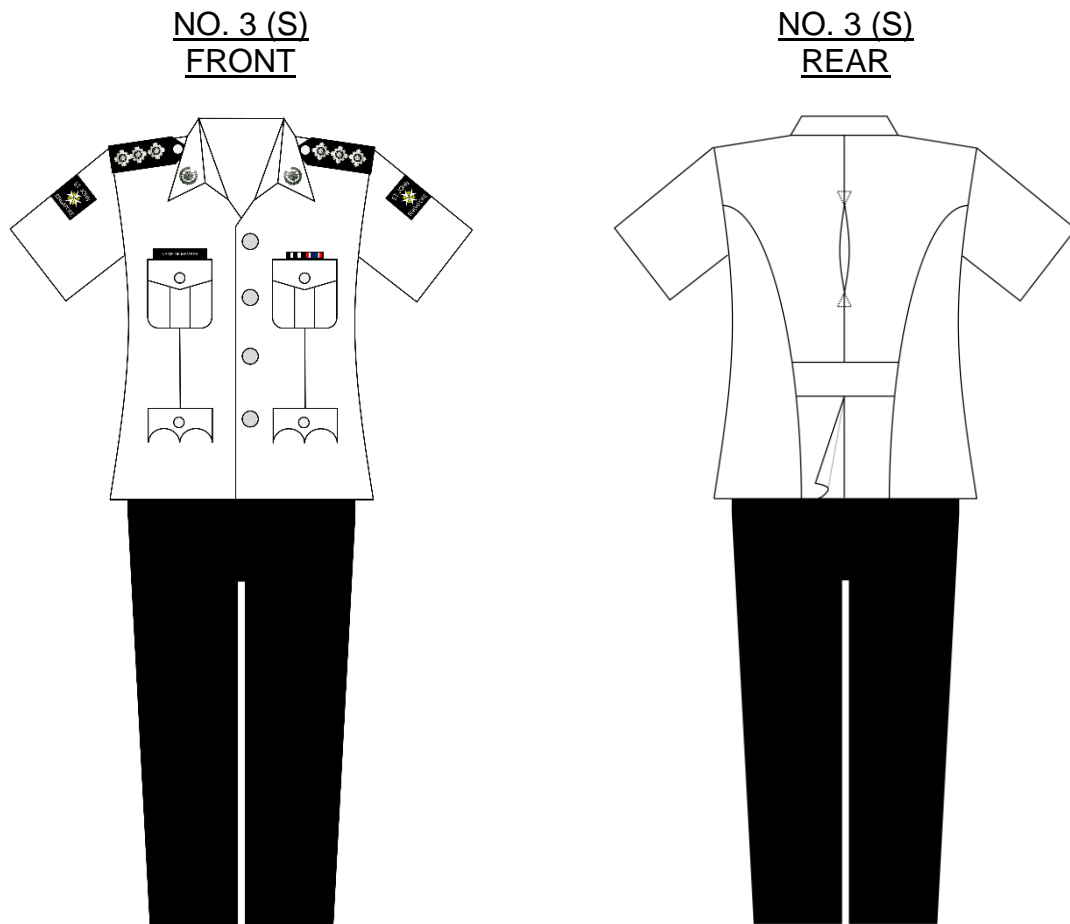
7. FOOTWEAR

- 7.1 Black leather shoes are to be worn with black shoelaces. Shoelaces are to be worn in a parallel manner and double-knotted.
- 7.2 A pair of identical black socks of shin-length are to be worn.

8. OTHER UNIFORM ACCESSORIES

- 8.1 Pleated maroon cummerbund is to be worn with the pleats facing upwards.

NUMBER 3 (S) – SAFARI UNIFORM (STANDARD)



1. **HEADRESS**

- 1.1 Peak cap with cap badge entitled to the wearer is to be worn.

2. **RANK INSIGNIAS AND DISTINGUISHING MARKS**

- 2.1 Appropriate rank is to be worn on a black shoulder board with medium Brigade button number at the top.
- 2.2 Gorget patch or collar badge entitled to the wearer is to be worn.
- 2.3 Tab entitled to the wearer is to be worn.

3. **MEDALS, ORDERS AND DECORATIONS**

- 3.1 Only ribbons are to be worn.
- 3.2 All other orders and decorations are not to be worn.

4. **BADGES**

- 4.1 Badges entitled to the wearer are to be worn.

St John Brigade Singapore Dress Regulations (Second Edition)

5. TOP

- 5.1 White shirt of approved design is to be worn.
- 5.2 Large Brigade buttons are to be used to button the shirt. Four shall be worn.
- 5.3 Medium Brigade buttons are to be worn on all four pockets. Top pocket flaps are to be V-cut. Bottom pocket flaps are to be M-cut, formed by two conjoined arcs.
- 5.4 Nametag is to be worn directly above top right pocket.
- 5.5 Shoulder flashes are to be worn aligned to the respective sleeves and 4cm from the shoulder line.

6. BOTTOM


- 6.1 Black pants of approved design (straight-cut and non-pleated with two side pockets and one back pocket on the right) is to be worn with St John belt. Silver tip of belt is to exactly exceed the first belt loop on the wearer's left.
- 6.2 Visible ironing lines shall start from below the pockets to the bottom of the pants.

7. FOOTWEAR


- 7.1 Black leather shoes are to be worn with black shoelaces. Shoelaces are to be worn in a parallel manner and double-knotted.
- 7.2 A pair of identical black socks of shin-length are to be worn.

NUMBER 3 (E) – SAFARI UNIFORM (ENHANCED)

NO. 3 (E)
FRONT



NO. 3 (E)
REAR




1. MEDALS, ORDERS AND DECORATIONS

- 1.1 Only medals are to be worn.
- 1.2 All other orders and decorations are not to be worn.

2. OTHER UNIFORM ACCESSORIES

- 2.1 If on parade, a pair of white gloves is to be worn.

NUMBER 4 – FIELD UNIFORM



1. HEADDRESS

- 1.1 Beret with cap badge entitled to the wearer is to be worn. Peak cap is not to be worn.
- 1.2 When indoors, the beret is to be folded and placed under the left epaulette, with the beret cap badge facing forward.

2. RANK INSIGNIAS AND DISTINGUISHING MARKS

- 2.1 Appropriate rank is to be worn in embroidery as a slip-on epaulette with medium Brigade button at the top.
- 2.2 Gorget patch or collar badge entitled to the wearer is to be worn.
- 2.3 Tab entitled to the wearer is to be worn.

St John Brigade Singapore

Dress Regulations (Second Edition)

3. MEDALS, ORDERS AND DECORATIONS

- 3.1 Only ribbons are to be worn.
- 3.2 All other orders and decorations are not to be worn.

4. BADGES

- 4.1 Badges entitled to the wearer are to be worn.

5. TOP

- 5.1 White shirt of approved design is to be worn.
- 5.2 Pocket flaps are to be V-cut.
- 5.3 Nametag is to be worn directly above top right pocket.
- 5.4 Appropriate shoulder flashes are to be worn aligned to the respective sleeves and 4cm from the shoulder line.
- 5.5 For members, individual proficiency badges are to be worn on a white brassard of approved design. Visible ironing lines should extend from the rearmost edge of the shoulder flash as per the ironing lines for the shirt.

6. BOTTOM

- 6.1 Black pants of approved design (straight-cut and non-pleated with two side pockets and one back pocket on the right) is to be worn with St John belt. Silver tip of belt is to exactly exceed the first belt loop on the wearer's left.
- 6.2 Visible ironing lines shall start from below the pockets to the bottom of the pants.


7. FOOTWEAR

- 7.1 Black leather shoes are to be worn with black shoelaces. Shoelaces are to be worn in a parallel manner and double-knotted.
- 7.2 A pair of identical black socks of shin-length are to be worn.

St John Brigade Singapore Dress Regulations (Second Edition)

8. OPERATIONAL VARIANT

- 8.1 This variant is worn primarily for public duties, physically-strenuous trainings or other activities in which the conducting officer deems the wearing of ribbons and badges to be either impractical or unnecessary.
- 8.2 The operational variant of the Number 4 is worn without ribbons, badges and individual proficiency badges. In addition, a high-visibility vest of approved design may also be worn together with the Operational Variant in accordance with public duty requirements.
- 8.3 All existing high-visibility vests which are not of the approved design must be phased out by 31 Dec 2022.

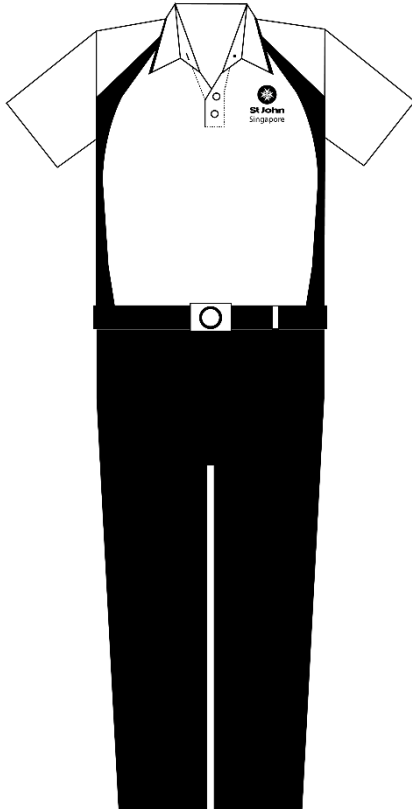


- 8.4 When worn for public duties, the beret is not to be worn. In replacement, Brigade baseball cap entitled to the wearer may be worn.

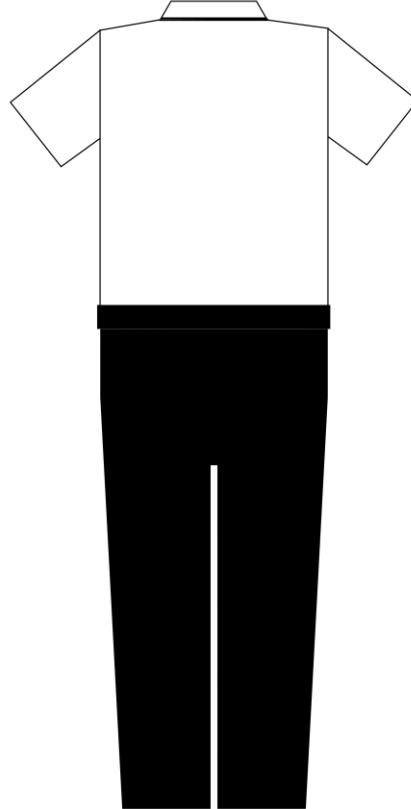
St John Brigade Singapore
Dress Regulations (Second Edition)

HALF UNIFORM

HALF UNIFORM
FRONT



HALF UNIFORM
REAR



1. **HEADDRESS**

- 1.1 **Half Uniform:** No headdress is to be worn.
- 1.2 **Drill Order:** Beret with cap badge entitled to the wearer is to be worn unless the nature of the activity necessitates that the peak cap be a more appropriate headdress (e.g. Ensigns undergoing Colours Party training etc.). When indoors, the beret is to be folded and placed in the right pocket, with the beret cap badge facing upward.

2. **RANK INSIGNIAS AND DISTINGUISHING MARKS**

- 2.1 No rank insignias or distinguishing marks are to be worn.

St John Brigade Singapore

Dress Regulations (Second Edition)

3. MEDALS, ORDERS AND DECORATIONS

3.1 No medals, orders and decorations are to be worn.

4. BADGES

4.1 No badges are to be worn.

5. TOP

5.1 Short sleeved collared or non-collared T-shirt is to be worn and tucked in at all times.

5.2 Said T-shirt should be a St John-based T-shirt.

5.3 **Operational Order:** St John Corporate T-shirt of approved design is to be worn and tucked in at all times.

5.4 No nametag is to be worn.

6. BOTTOM

6.1 Black pants of approved design (straight-cut and non-pleated with two side pockets and one back pocket on the right) is to be worn with St John belt. Silver tip of belt is to exactly exceed the first belt loop on the wearer's left.

6.2 Visible ironing lines shall start from below the pockets to the bottom of the pants.

7. FOOTWEAR

7.1 Black leather shoes are to be worn with black shoelaces. Shoelaces are to be worn in a parallel manner and double-knotted.

7.2 A pair of identical black socks of shin-length are to be worn.

8. OPERATIONAL ORDER


8.1 The **Operational Order** is worn primarily for public duties. A high-visibility vest of approved design may also be worn together with the Operational Order in accordance with public duty requirements.

8.2 All existing high-visibility vests which are not of the approved design must be phased out by 31 Dec 2022.


8.3 When worn for public duties, the beret is not to be worn. In replacement, Brigade baseball cap entitled to the wearer may be worn.

TRAINING ORDER

FRONT



REAR



1. **HEADDRESS**

1.1 No headdress is to be worn.

2. **RANK INSIGNIAS AND DISTINGUISHING MARKS**

2.1 No rank insignias or distinguishing marks are to be worn.

3. **MEDALS, ORDERS AND DECORATIONS**

3.1 No medals, orders and decorations are to be worn.

4. **BADGES**

4.1 No badges are to be worn.

5. **TOP**

5.1 Short sleeved collared or non-collared T-shirt is to be worn and tucked in at all times.

5.2 Said T-shirt should be the standard-issue school physical training T-shirt if the member is a student or a St John T-shirt. If used for physical training, a dri-fit T-shirt is preferred.

6. **BOTTOM**

6.1 Dark-coloured straight cut shorts with minimal and non-offensive designs and of at least half thigh length is to be worn. Preferably, said shorts should be inner-lined. If the member is a student, said shorts should be the standard-issue school physical training shorts.

St John Brigade Singapore Dress Regulations (Second Edition)

- 6.2 Officers and members who, due to religious reasons, wish to wear dark-coloured track pants instead, may do so. Said track pants should have minimal and non-offensive design. Specifically, tights and jeans are not allowed.


7. FOOTWEAR

- 7.1 For members who are students, footwear is to adhere to school regulations.
- 7.2 For Officers and members who are not students, footwear appropriate for physical training (i.e. provides sufficient support for the ankle) is to be worn. Shoelaces are to be double-knotted.
- 7.3 A pair of identical black socks of shin-length are to be worn and folded down such that it minimally covers the ankle. This is to remove the need for cadets to spend money to purchase additional pairs of socks solely for St John use.

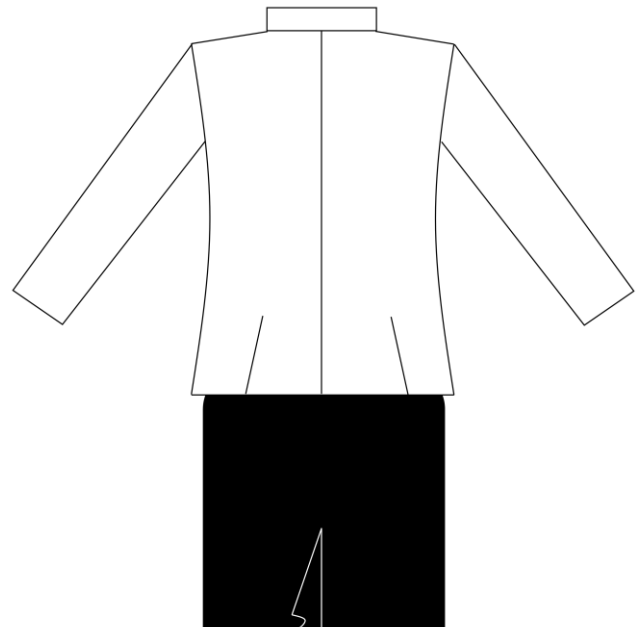

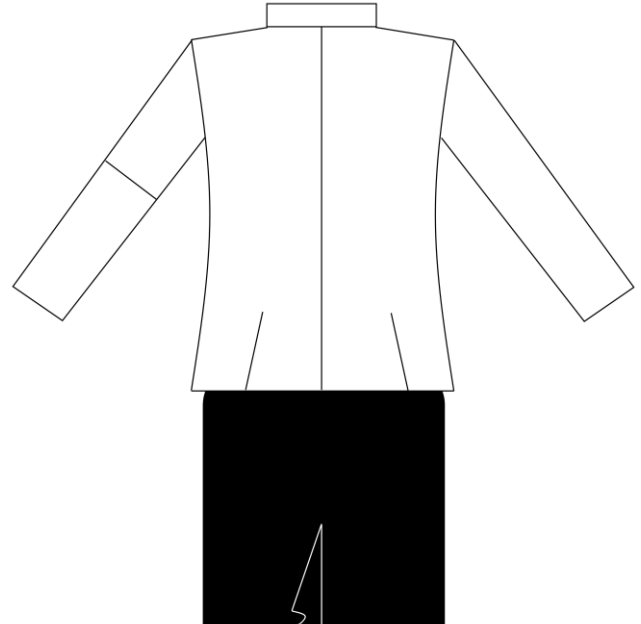
FEMALE UNIFORM REGULATIONS

NUMBER 1 – CEREMONIAL UNIFORM

NO. 1
FRONT



NO. 1
REAR



1. HEADADDRESS

- 1.1 Bowler hat / Beret with cap badge entitled to the wearer is to be worn.

St John Brigade Singapore

Dress Regulations (Second Edition)

2. RANK INSIGNIAS AND DISTINGUISHING MARKS

- 2.1 Appropriate rank is to be worn on a black shoulder board with medium Brigade button at the top.
- 2.2 Gorget patch entitled to the wearer is to be worn.
- 2.3 No tabs are to be worn.

3. MEDALS, ORDERS AND DECORATIONS

- 3.1 Orders, decorations and medals entitled to the wearer are to be worn. Medals are to be worn with the top of the medallion aligned to the bottom of the second button from the top.

4. BADGES

- 4.1 Badges entitled to the wearer are to be worn.

5. TOP

- 5.1 White long-sleeved blouse of approved design is to be worn.
- 5.2 Medium Brigade buttons are to be used to button the blouse. Five shall be worn.
- 5.3 Individual proficiency badges are to be worn on a white brassard of approved design. Visible ironing lines should extend from the rearmost edge of the shoulder flash as per the ironing lines for the blouse.

6. BOTTOM

- 6.1 Either black culottes skirt of approved design (2 side pockets) or black pants of approved design (straight-cut and non-pleated with two side pockets) is to be worn with St John belt. Silver tip of belt is to exactly exceed the first belt loop on the wearer's left.
- 6.2 Skin-coloured stockings may be worn.

7. FOOTWEAR


- 7.1 Unless participating in drill, black broad-heeled court shoes (non-pointed front) are to be worn. The height of the heels should be between 3 to 5cm.
- 7.2 If black leather shoes are worn, they are to be worn with black shoelaces. Shoelaces are to be worn in a parallel manner and double-knotted. A pair of identical black socks of shin-length are to be worn and folded down such that it ends 3cm above the ankle.

St John Brigade Singapore Dress Regulations (Second Edition)

8. OTHER UNIFORM ACCESSORIES

- 8.1 A pair of white gloves is to be worn.
- 8.2 Colours Escorts and Colours Sergeants are to wear a red sash of approved design across the body from the right shoulder, ending on the left hip. All nametags and badges that are covered as a result of wearing the sash are to be pinned, either partially or fully, onto the sash so that they are visible.

NUMBER 2 – MESS KIT



1. **HEADDRESS**

- 1.1 No headdress is to be worn.

2. **RANK INSIGNIAS AND DISTINGUISHING MARKS**

- 2.1 Appropriate standard-sized rank is to be worn on a black shoulder board with medium Brigade button at the top.
2.2 No tab is to be worn.

3. **MEDALS, ORDERS AND DECORATIONS**

- 3.1 Orders, decorations and miniature medals entitled to the wearer are to be worn.
3.2 Miniature medals are to be worn on the left lapel, 1cm above and centred to the insignia.

St John Brigade Singapore Dress Regulations (Second Edition)

4. BADGES

- 4.1 No badges are to be worn.

5. TOP

- 5.1 White long-sleeved pleated or non-pleated blouse with standard collar and white long-sleeved outer vest of approved design is to be worn.
5.2 Maroon bowtie is to be worn.

6. BOTTOM

- 6.1 Long black skirt of straight-cutting and approved design (single one-inch maroon stripe down both sides) is to be worn, with the option of a slit at the back that extends no higher than the knee.
6.2 Skin-coloured stockings may be worn.


7. FOOTWEAR

- 1.1 Black broad-heeled court shoes (non-pointed front) are to be worn. The height of the heels should be between 3 to 5cm.

8. OTHER UNIFORM ACCESSORIES

- 8.1 Pleated maroon cummerbund is to be worn with the pleats facing upwards.

NUMBER 3 (S) – SAFARI UNIFORM (STANDARD)



1. **HEADADDRESS**

- 1.1 Bowler hat with cap badge entitled to the wearer is to be worn.

2. **RANK INSIGNIAS AND DISTINGUISHING MARKS**

- 2.1 Appropriate rank is to be worn on a black shoulder board with medium Brigade button at the top.
2.2 Gorget patch or collar badge entitled to the wearer is to be worn.
2.3 Tab entitled to the wearer is to be worn.

3. **MEDALS, ORDERS AND DECORATIONS**

- 3.1 Only ribbons are to be worn.
3.2 All other orders and decorations are not to be worn.

4. **BADGES**

- 4.1 Badges entitled to the wearer are to be worn.

St John Brigade Singapore Dress Regulations (Second Edition)

5. TOP

- 5.1 White blouse of approved design is to be worn.
- 5.2 Nametag is to be worn with the bottom of the nametag aligned with the bottom of the first button.
- 5.3 Large Brigade buttons are to be used to button the shirt. Four shall be worn.
- 5.4 Bottom pocket openings are to be straight-cut.
- 5.5 Shoulder flashes are to be worn aligned to the respective sleeves and 4cm from the shoulder line.

6. BOTTOM


- 6.1 Either black skirt of approved design or black pants of approved design (straight-cut and non-pleated with two side pockets) is to be worn with St John belt. Silver tip of belt is to exactly exceed the first belt loop on the wearer's left.
- 6.2 For black pants, visible ironing lines shall start from below the pockets to the bottom of the pants.
- 6.3 Skin-coloured stockings may be worn.

7. FOOTWEAR

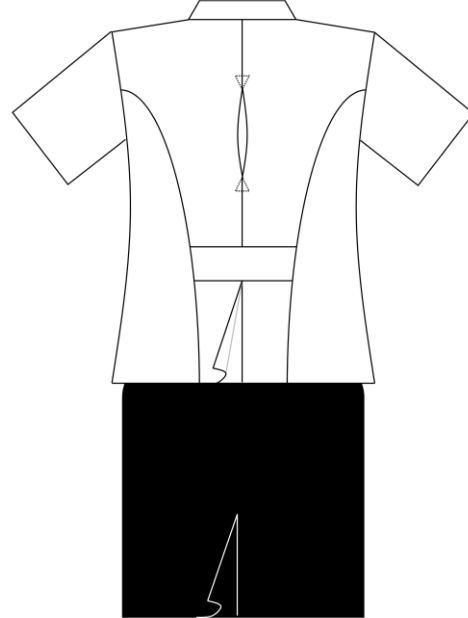
- 7.1 Unless participating in drill, black broad-heeled court shoes (non-pointed front) are to be worn. The height of the heels should be between 3 to 5cm.
- 7.2 If black leather shoes are worn, they are to be worn with black shoelaces. Shoelaces are to be worn in a parallel manner and double-knotted. A pair of identical black socks of shin-length are to be worn and folded down such that it ends 3cm above the ankle.

NUMBER 3 (E) – SAFARI UNIFORM (ENHANCED)

NO. 3 (E)
FRONT



NO. 3 (E)
REAR



1. MEDALS, ORDERS AND DECORATIONS

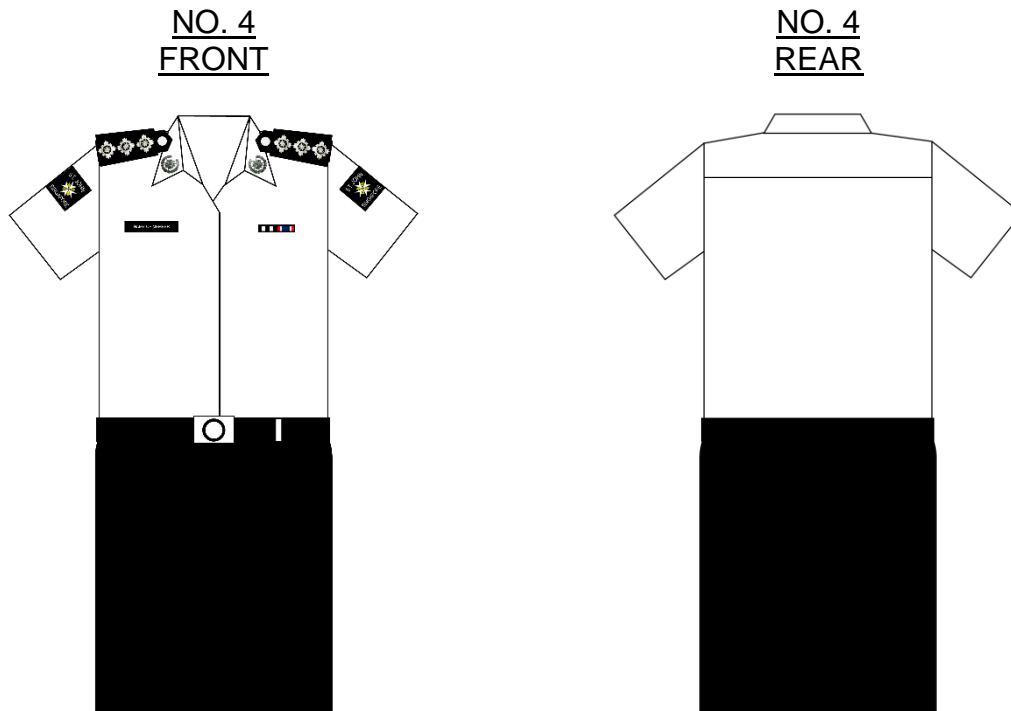
- 1.1 Only medals are to be worn.
- 1.2 All other orders and decorations are not to be worn.

2. OTHER UNIFORM ACCESSORIES

- 2.1 If on parade, a pair of white gloves is to be worn.

St John Brigade Singapore
Dress Regulations (Second Edition)

NUMBER 4 – FIELD UNIFORM



1. **HEADADDRESS**

- 1.1 Beret with cap badge entitled to the wearer is to be worn. Bowler hat is not to be worn.
- 1.2 When indoors, the beret is to be folded and placed under the left epaulette, with the beret cap badge facing forward.

2. **RANK INSIGNIAS AND DISTINGUISHING MARKS**

- 2.1 Appropriate rank is to be worn in embroidery as a slip-on epaulette with medium Brigade button at the top.
- 2.2 Gorget patch or collar badge entitled to the wearer is to be worn.
- 2.3 Tab entitled to the wearer is to be worn.

3. **MEDALS, ORDERS AND DECORATIONS**

- 3.1 Only ribbons are to be worn.
- 3.2 All other orders and decorations are not to be worn.

St John Brigade Singapore Dress Regulations (Second Edition)

4. BADGES

- 4.1 Badges entitled to the wearer are to be worn.

5. TOP

- 5.1 White blouse of approved design is to be worn.
- 5.2 Nametag is to be worn with the bottom of the nametag aligned with the bottom of the second button.
- 5.3 Appropriate shoulder flashes are to be worn aligned to the respective sleeves and 4cm from the shoulder line.
- 5.4 For members, individual proficiency badges are to be worn on a white brassard of approved design. Visible ironing lines should extend from the rearmost edge of the shoulder flash as per the ironing lines for the shirt.

6. BOTTOM

- 6.1 Black culottes of approved design (2 side pockets) is to be worn with St John belt. Silver tip of belt is to exactly exceed the first belt loop on the wearer's left.
- 6.2 Only Officers, Warrant Officers and adult members are given the option of wearing black pants of approved design (straight-cut and non-pleated with two side pockets) for this uniform. It is to be worn with St John belt. Silver tip of belt is to exactly exceed the first belt loop on the wearer's left. For black pants, visible ironing lines shall start from below the pockets to the bottom of the pants.
- 6.3 Stockings are not to be worn.

7. FOOTWEAR


- 7.1 Black leather shoes are worn with black shoelaces. Shoelaces are to be worn in a parallel manner and double-knotted. A pair of identical black socks of shin-length are to be worn and folded down such that it ends 3cm above the ankle.

8. OPERATIONAL VARIANT


- 8.1 This variant is worn primarily for public duties, physically-strenuous trainings or other activities in which the conducting officer deems the wearing of ribbons and badges to be either impractical or unnecessary.
- 8.2 The operational variant of the Number is worn without ribbons, badges and individual proficiency badges. In addition, a high-visibility vest of approved design may also be worn together with the Operational Variant in accordance with public duty requirements.
- 8.3 All existing high-visibility vests which are not of the approved design must be phased out by 31 Dec 2022.

St John Brigade Singapore Dress Regulations (Second Edition)

NO. 4. (OPS)
FRONT



NO. 4 (OPS)
REAR

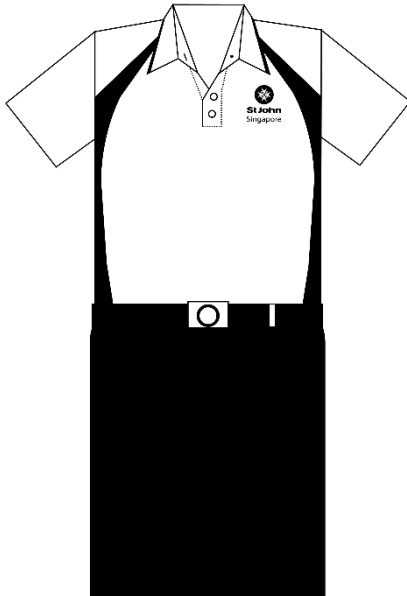


- 8.4 When worn for public duties, the beret is not to be worn. In replacement, Brigade baseball cap entitled to the wearer may be worn.

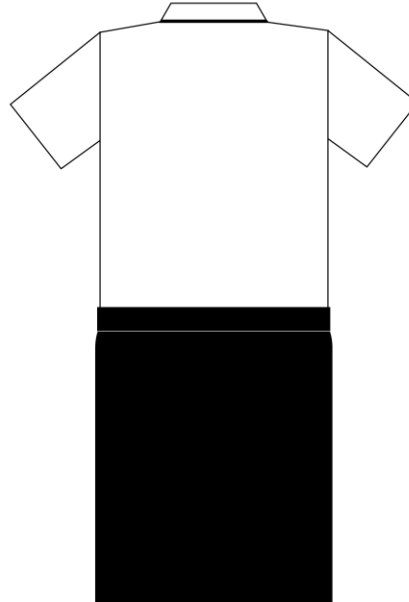
St John Brigade Singapore Dress Regulations (Second Edition)

HALF UNIFORM

HALF UNIFORM
FRONT



HALF UNIFORM
REAR



1. HEADDRESS

- 1.1 **Half Uniform:** No headdress is to be worn.
- 1.2 **Drill Order:** Beret with cap badge entitled to the wearer is to be worn unless the nature of the activity necessitates that the peak cap be a more appropriate headdress (e.g. Ensigns undergoing Colours Party training etc.). When indoors, the beret is to be folded and placed in the right pocket, with the beret cap badge facing upward.

2. RANK INSIGNIAS AND DISTINGUISHING MARKS

- 2.1 No rank insignias or distinguishing marks are to be worn.

3. MEDALS, ORDERS AND DECORATIONS

- 3.1 No medals, orders and decorations are to be worn.

4. BADGES

- 4.1 No badges are to be worn.

5. TOP

- 5.1 Short sleeved collared or non-collared T-shirt is to be worn and tucked in at all times.
- 5.2 Said T-shirt should be a St John-based T-shirt.

St John Brigade Singapore

Dress Regulations (Second Edition)

- 5.3 **Operational Order:** St John Corporate T-shirt of approved design is to be worn and tucked in at all times.
- 5.4 No nametag is to be worn.

6. BOTTOM

- 6.1 Either black culottes of approved design (2 side pockets) or black pants of approved design (straight-cut and non-pleated with two side pockets) is to be worn with St John belt. Silver tip of belt is to exactly exceed the first belt loop on the wearer's left.
- 6.2 For black pants, visible ironing lines shall start from below the pockets to the bottom of the pants.
- 6.3 Stockings are not to be worn.

7. FOOTWEAR


- 7.1 Black leather shoes are to be worn with black shoelaces. Shoelaces are to be worn in a parallel manner and double-knotted.
- 7.2 A pair of identical black socks of shin-length are to be worn and folded down such that it ends 3cm above the ankle.

8. OPERATIONAL ORDER


- 8.1 The **Operational Order** is worn primarily for public duties. A high-visibility vest of approved design may also be worn together with the Operational Order in accordance with public duty requirements.
- 8.2 All existing high-visibility vests which are not of the approved design must be phased out by 31 Dec 2022.
- 8.3 When worn for public duties, the beret is not to be worn. In replacement, Brigade baseball cap entitled to the wearer may be worn.

TRAINING ORDER

FRONT



REAR



1. **HEADDRESS**

1.1 No headdress is to be worn.

2. **RANK INSIGNIAS AND DISTINGUISHING MARKS**

2.1 No rank insignias or distinguishing marks are to be worn.

3. **MEDALS, ORDERS AND DECORATIONS**

3.1 No medals, orders and decorations are to be worn.

4. **BADGES**

4.1 No badges are to be worn.

5. **TOP**

5.1 Short sleeved collared or non-collared T-shirt is to be worn and tucked in at all times.

5.2 Said T-shirt should be the standard-issue school physical training T-shirt if the member is a student or a St John-based T-shirt. If used for physical training, a dri-fit T-shirt is preferred.

6. **BOTTOM**

6.1 Dark-coloured straight cut shorts with minimal and non-offensive designs and of at least half thigh length is to be worn. Preferably, said shorts should be inner-lined. If the member is a student, said shorts should be the standard-issue school physical training shorts.

St John Brigade Singapore Dress Regulations (Second Edition)

- 6.2 Officers and members who, due to religious reasons, wish to wear dark-coloured track pants instead, may do so. Said track pants should have minimal and non-offensive design. Specifically, tights and jeans are not allowed.

7. FOOTWEAR

- 7.1 For members who are students, footwear is to adhere to school regulations.
- 7.2 For Officers and members who are not students, footwear appropriate for physical training (i.e. provides sufficient support for the ankle) is to be worn. Shoelaces are to be double-knotted.
- 7.3 A pair of identical black socks of shin-length are to be worn and folded down such that it minimally covers the ankle. This is to remove the need for cadets to spend money to purchase additional pairs of socks solely for St John use.

BADGER UNIFORM REGULATIONS

BADGER FIELD UNIFORM

BADGER FIELD UNIFORM
FRONT



BADGER FIELD UNIFORM
REAR



St John Brigade Singapore Dress Regulations (Second Edition)

1. HEADRESS

- 1.1 Badger Cap is to be worn when outdoors.

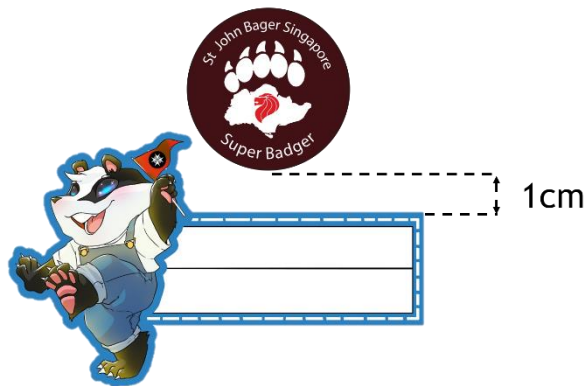


2. TOP

- 2.1 St John Badger T-shirt entitled to the wearer is to be worn (i.e. Polo T-shirt for Badger Trainers, Leaders and Friends of Badgers, and round-neck T-shirt for Badgers) and tucked in at all times.
- 2.2 St John Badger Vest is to be worn over the St John Badger T-shirt.
- 2.3 Nametag is to be worn on right chest of the St John Badger Vest, in line with the St John Badger Unit Logo.

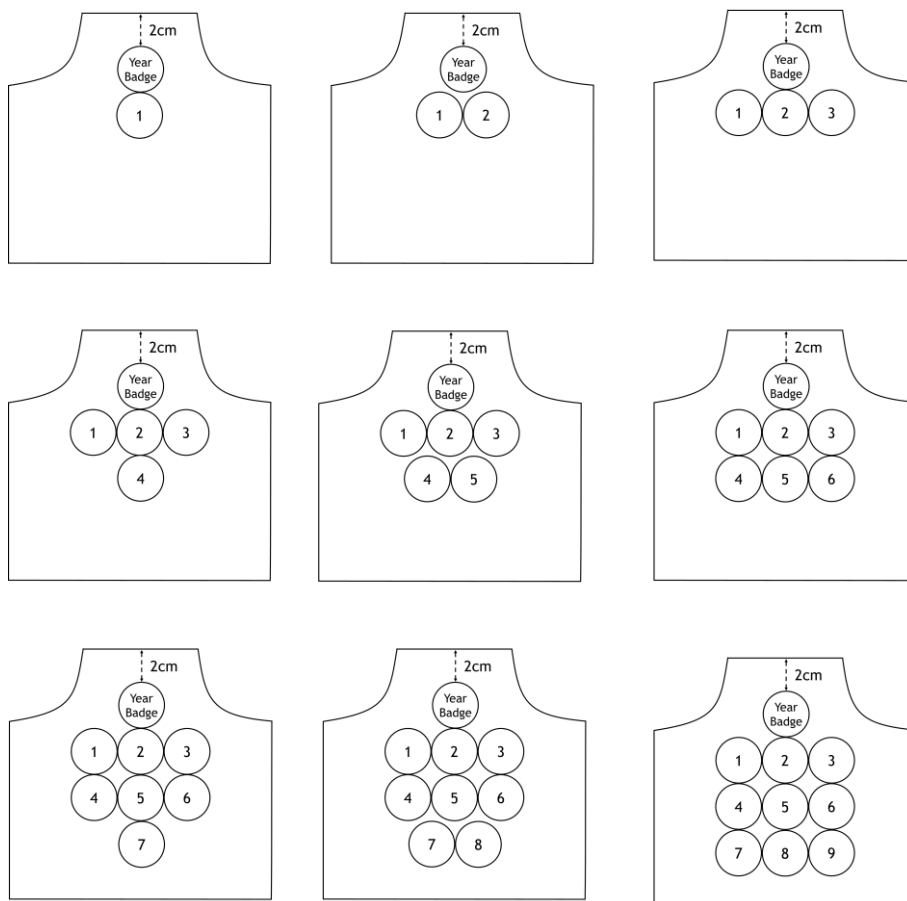
3. BADGES

- 3.1 If entitled to the wearer, Super Badger Badge is to be worn centred 1cm above the nametag, as illustrated below.



- 3.2 The Year Badge and Badger Badges entitled to the wearer are to be worn on a white brassard, attached to the left sleeve. The Year Badge is to be worn centred 2cm below the top of the white brassard. Thereafter, Badger Badges are worn centred in rows of up to three badges, illustrated as follows. There is to be no gap between Badger Badges.

St John Brigade Singapore Dress Regulations (Second Edition)



4. BOTTOM

- 4.1 Black Bermudas of approved design (straight-cut with two side pockets) is to be worn.

5. FOOTWEAR

- 5.1 Black fabric shoes with black rubber soles are to be worn with black shoelaces. Shoelaces are to be worn in a parallel manner and double-knotted.
- 5.2 A pair of identical black socks of shin-length are to be worn.


**St John Brigade Singapore
Dress Regulations (Second Edition)**

BADGER HALF UNIFORM

BADGER HALF UNIFORM
FRONT



BADGER HALF UNIFORM
REAR



St John Brigade Singapore

Dress Regulations (Second Edition)

1. HEADADDRESS

- 1.1 Badger Cap is to be worn when outdoors.



2. TOP

- 2.1 St John Badger T-shirt entitled to the wearer is to be worn (i.e. Polo T-shirt for Badger Trainers, Leaders and Friends of Badgers, and round-neck T-shirt for Badgers) and tucked in at all times.
- 2.2 Nametag is to be worn on right chest of the St John T-shirt, in line with the St John Logo.

3. BADGES

- 3.1 If entitled to the wearer, Super Badger Badge is to be worn centred 1cm above the nametag.
- 3.2 The Year Badge and Badger Badges entitled to the wearer are to be worn on a white brassard, attached to the left sleeve. The Year Badge is to be worn centred 2cm below the top of the white brassard. Thereafter, Badger Badges are worn centred in rows of up to three badges. There is to be no gap between Badger Badges.

4. BOTTOM

- 4.1 Black Bermudas of approved design (straight-cut with two side pockets) is to be worn.


5. FOOTWEAR

- 5.1 Black fabric shoes with black rubber soles are to be worn with black shoelaces. Shoelaces are to be worn in a parallel manner and double-knotted.
- 5.2 A pair of identical black socks of shin-length are to be worn.

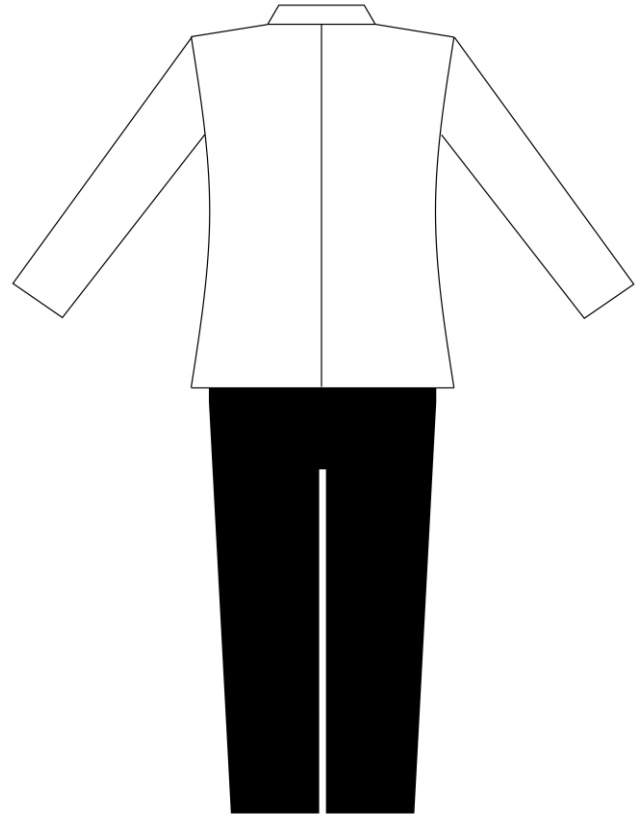
NUMBER 1 (OLD) – CEREMONIAL UNIFORM

MALE

OLD NO. 1
FRONT



OLD NO. 1
REAR



1. This uniform is only allowed to be worn by Commissioners and will be completely phased out by 2025. Commissioners who intend to tailor a new set of Number 1 – Ceremonial Uniform are strongly encouraged to do so in the new design.
2. **HEADRESS**
 - 2.1 Peak cap with cap badge entitled to the wearer is to be worn.
3. **RANK INSIGNIAS AND DISTINGUISHING MARKS**
 - 3.1 Appropriate rank is to be worn on a black shoulder board with medium Brigade button at the top.
 - 3.2 Gorget patch entitled to the wearer is to be worn.
 - 3.3 Tab entitled to the wearer is to be worn.

St John Brigade Singapore

Dress Regulations (Second Edition)

4. MEDALS, ORDERS AND DECORATIONS

- 4.1 Orders, decorations and medals entitled to the wearer are to be worn.

5. BADGES

- 5.1 Badges entitled to the wearer are to be worn.

6. TOP

- 6.1 White long-sleeved shirt of approved design and white long-sleeved outer shirt of approved design is to be worn.
- 6.2 Priory tie is to be worn in the appropriate length with the double Windsor method.
- 6.3 Large Brigade buttons are to be used to button the shirt. Four shall be worn.
- 6.4 Medium Brigade buttons are to be worn on all four pockets. Top pocket flaps are to be M-cut formed by two conjoined arcs. Bottom pockets are to be curve-cut.
- 6.5 Shoulder flashes are to be worn aligned to the respective sleeves and 4cm from the shoulder line.

7. BOTTOM

- 7.1 Black pants of approved design (straight-cut and non-pleated with two side pockets and one back pocket on the right) is to be worn with St John belt. Silver tip of belt is to exactly exceed the first belt loop on the wearer's left.
- 7.2 Visible ironing lines shall start from below the pockets to the bottom of the pants.

8. FOOTWEAR

- 8.1 Black leather shoes are to be worn with black shoelaces. Shoelaces are to be worn in a parallel manner and double-knotted.
- 8.2 A pair of identical black socks of shin-length are to be worn.


9. OTHER UNIFORM ACCESSORIES

- 9.1 A pair of white gloves is to be worn.

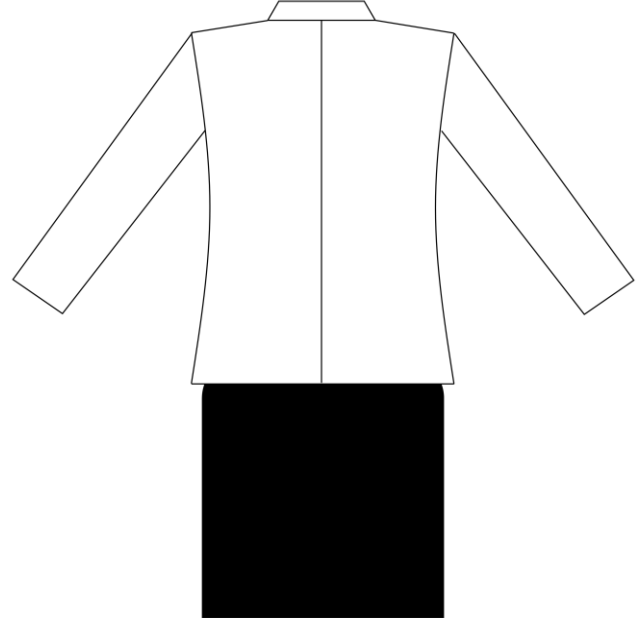
**St John Brigade Singapore
Dress Regulations (Second Edition)**

FEMALE

OLD NO. 1
FRONT



OLD NO. 1
REAR



1. This uniform is only allowed to be worn by Commissioners and will be completely phased out by 2025. Commissioners who intend to tailor a new set of Number 1 – Ceremonial Uniform are strongly encouraged to do so in the new design.

2. HEADRESS

- 2.1 Bowler hat with cap badge entitled to the wearer is to be worn.

3. RANK INSIGNIAS AND DISTINGUISHING MARKS

- 3.1 Appropriate rank is to be worn on a black shoulder board with medium Brigade button at the top.
 - 3.2 Gorget patch entitled to the wearer is to be worn.
 - 3.3 Tab entitled to the wearer is to be worn.

4. MEDALS, ORDERS AND DECORATIONS

- 4.1 Orders, decorations and medals entitled to the wearer are to be worn.
 - 4.2 Metals are to be worn with the bottom of the medallion aligned with the bottom of the first metal button.

5. BADGES

- 5.1 Badges entitled to the wearer are to be worn.

St John Brigade Singapore

Dress Regulations (Second Edition)

6. TOP

- 6.1 White long-sleeved blouse of approved design and white long-sleeved outer jacket of approved design is to be worn.
- 6.2 Priory tie is to be worn in the appropriate length with the double Windsor method.
- 6.3 Large Brigade buttons are to be used to button the shirt. Four shall be worn.
- 6.4 Bottom pocket openings are to be straight-cut.
- 6.5 Shoulder flashes are to be worn aligned to the respective sleeves and 4cm from the shoulder line.

7. BOTTOM

- 7.1 Either black skirt of approved design or black pants of approved design (straight-cut and non-pleated with two side pockets) is to be worn with St John belt. Silver tip of belt is to exactly exceed the first belt loop on the wearer's left.
- 7.2 For black pants, visible ironing lines shall start from below the pockets to the bottom of the pants.









8. FOOTWEAR

- 8.1 Unless participating in drill, black broad-heeled court shoes (non-pointed front) are to be worn. The height of the heels should be between 3 to 5cm.
- 8.2 If black leather shoes are worn, they are to be worn with black shoelaces. Shoelaces are to be worn in a parallel manner and double-knotted. A pair of identical black socks of shin-length are to be worn and folded down such that it ends 3cm above the ankle.
- 8.3 Skin-coloured stockings may be worn.




9. OTHER UNIFORM ACCESSORIES

- 9.1 A pair of white gloves is to be worn.

ANNEX A: INFORMATION ABOUT BADGES

BRIGADE BADGES			
	<p><u>Chief Commissioner's Badge</u> Awarded after obtaining 12 badges (at least 2 from each group), Knowledge of the Order and Total Defence Badge.</p>		<p><u>Deputy Chief Commissioner's Badge</u> Awarded after obtaining 9 badges including Knowledge of the Order and completed Total Defence Gold.</p>
	<p><u>Commissioner's Badge</u> Awarded after obtaining 6 badges (at least 1 from each group), Knowledge of the Order and completed Total Defence Silver.</p>		<p><u>Superintendent's Badge</u> Awarded after obtaining 4 badges and completed Total Defence Silver.</p>
	<p><u>Responder Badge</u> Awarded upon annual verification of specific course completion, external certification and currency requirements determined by said unit.</p>		<p><u>Drill Instructor Badge</u> Awarded upon completion of the Advanced Drill Instructor's Course (Gold Badge) or approved Basic Drill Instructor's Course (Silver Badge).</p>
	<p><u>National First Aid Competition Champion Badge</u> Awarded to all members of the champion teams of all 4 categories at the National First Aid Competition.</p>		<p><u>National Activity Badge</u> Awarded after participating in an approved national event.</p>

St John Brigade Singapore Dress Regulations (Second Edition)

BRIGADE BADGES			
	<u>Super Badger Badge</u> Awarded to top 10% of unit on the recommendation of Badger Leader / Trainer after obtaining all 9 Badger badges.		
BADGES OF EXTERNAL ORGANISATIONS			
	<u>National Youth Achievement Award</u> Refer to the guideline set by NYAA for each grade.		<u>Total Defence Badge</u> Refer to the Total Defence Badge criteria for individual grade.

ANNEX B: SUPPLEMENTARY ILLUSTRATIONS

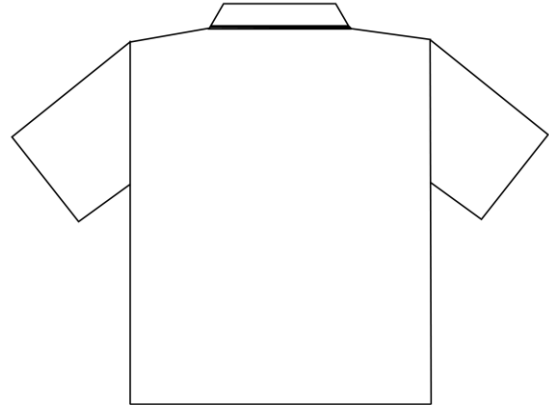
Name of Uniform Accessory	Design
Brigade Button (Large)	
Brigade Button (Medium)	
Brigade Button (Small)	
St John Belt Buckle (Version to be used for those purchasing from 2015 onwards)	
Boots for Cadet Members (Male)	
Boots for Cadet Members (Female)	

ANNEX C: DESIGN OF CORPORATE T-SHIRTS

BRIGADE
FRONT



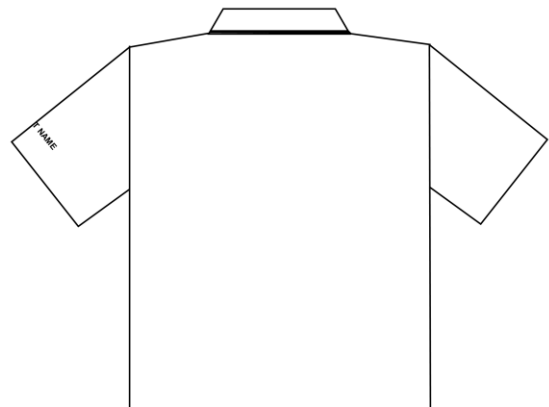
BRIGADE
REAR



DISTRICT
FRONT



DISTRICT
REAR



1. The District Name is to be printed on the left sleeve, in the District colour.

ANNEX D: REGULATIONS FOR DESIGNING OF **ST JOHN-BASED T-SHIRTS**

1. All existing St John-based T-shirts which do not conform with the following regulations must be phased out by 31 Dec 2022. In addition, all new St John-based T-shirts printed after 1 Jan 2021 must conform with these regulations.
2. The following are mandatory requirements which all sub-units must adhere to when designing St John-based T-shirts for Officers and members:
 - 2.1 The T-shirt should bear the official St John Singapore logo either in print or embroidery, at an appropriate size, positioned on the left chest. The official St John Singapore logo is illustrated below for convenient reference. No other logos, text, or designs should be placed directly around the logo.



St John
Singapore

- 2.2 District T-shirts should bear the District name.
- 2.3 Corps T-shirts should bear the full name of the corps or the name of the school or an acronym that can be associated with the corps.
- 2.4 Training course T-shirts should bear the full name of the course.
- 2.5 It is recommended that District T-shirts make use of the colour of the District as part of the design.
- 2.6 In the interest of professionalism, font used should, in general, be consistent.
- 2.7 T-shirts designed with the intention of being used in a more formal setting should have a collar.
- 2.8 In general, for differentiation, trainee T-shirts is recommended to be white-based.

ANNEX E: USAGE OF MOURNING BAND

1. Officers and Adult Members should wear a mourning band on their uniform if in attendance at occasions of mourning, of which some examples are given below:
 - 1.1 State Funeral
 - 1.2 Lying-In-State
 - 1.3 Wakes and funerals
2. METHOD OF WEAR
 - 2.1 The mourning band shall be worn as a plain black silk ribbon over the left sleeve and above the elbow.
 - 2.2 Pins used to wear the mourning band should not be visible.
 - 2.3 There is no specific width required for the mourning band insofar as it is proportionate to the uniform and prominently visible.

ANNEX F: APPROVED MODIFICATIONS TO ACCOMMODATE RELIGIOUS NEEDS

1. HEADDRESS FOR SIKH FAITH PRACTITIONERS

- 1.1 Senior Officers are to wear a black turban with white-and-black band and appropriate cap badge.
- 1.2 Officers and Warrant Officer are to wear a black turban with the appropriate cap badge.
- 1.3 Black turbans are to be worn for all uniforms except for the number 2 uniform where a white turban is to be worn instead.
- 1.4 During training, a black patka may be worn.

2. WEARING OF TUDUNG FOR FEMALE MUSLIM OFFICERS AND WARRANT OFFICERS

- 2.1 Female Muslim Officers and Warrant Officers are allowed to wear a plain black tudung under the headdress and under beneath the blouse.

3. CUSTOM-TAILOR TO LONG-SLEEVE / USE OF FOREARM STOCKING FOR FEMALE MUSLIM OFFICERS AND WARRANT OFFICERS

- 3.1 Female Muslim Officers and Warrant Officers are allowed to wear custom-tailored uniforms that have long sleeves instead of the original short sleeves.
- 3.2 When wearing the half uniform, a white forearm stocking may be worn.

4. WEARING OF PANTS INSTEAD OF SKIRT / CULOTTES FOR FEMALE MUSLIM OFFICERS AND WARRANT OFFICERS

- 4.1 Female Muslim Officers and Warrant Officers are allowed to wear black pants of approved design (straight-cut and non-pleated with two side pockets) instead of skirt / culottes.

ANNEX G: APPLICATION TO WEAR FOREIGN HONOURS OR BADGES

Submitted To: Chief Commissioner, St John Brigade Singapore
Submitted Through: Chairman, Brigade Dress Committee, St John Brigade Singapore

PART 1 (To be completed by applicant)

1. Particulars of applicant:

Rank

Name

Unit

2. I request to be allowed to wear the undermentioned *Order / Decoration / Medal / Badge on my uniform:

(Name of *Order / Decoration / Medal / Badge)

St John Brigade Singapore Dress Regulations (Second Edition)

3. Details of *Order / Decoration / Medal / Badge:

3.1 For Orders, Decorations and Medals only:

English translation of award name (if applicable)	
Country / Organisation that award was conferred by	
Date of investiture	
Type of award (please tick one)	<input type="checkbox"/> Sash Order with Breast Star <input type="checkbox"/> Sash Order <input type="checkbox"/> Breast Star <input type="checkbox"/> Neck Order <input type="checkbox"/> Medal

3.2 For Badges only:

Course Title	
Country and Organisation which conducted the course	
Course Commencement Date	
Course Graduation Date	

**Delete where appropriate.*

4. I confirm that I have attached the relevant supporting document, without which I understand that my application cannot be processed. I have checked and ensured that all information provided above is correct to the best of my knowledge.

_____ Applicant (Rank, Name and Signature)	_____ Date
--	---------------

St John Brigade Singapore Dress Regulations (Second Edition)

Part 2 (To be completed by Senior Assistant Chief Commissioner (Administration))

1. Remarks

2. I *recommend / do not recommend the approval of this application.

<hr/> <div>Chairman Brigade Dress Committee (Name and Signature)</div>	<hr/> <div>Date</div>
--	-----------------------

**Delete where appropriate.*

Part 3 (To be completed by Chief Commissioner, St John Brigade Singapore)

1. Remarks

2. I *approve / do not approve this application.

<hr/> <div>Chief Commissioner St John Brigade Singapore (Name and Signature)</div>	<hr/> <div>Date</div>
--	-----------------------

**Delete where appropriate.*

ANNEX H: APPLICATION TO WEAR IDENTIFICATION TAB

Submitted To: Chief Commissioner, St John Brigade Singapore
Submitted Through: Chairman, Brigade Dress Committee, St John Brigade Singapore

PART 1 (To be completed by applicant)

1. Particulars of applicant:

Rank

Name

Unit

2. I request to be allowed to wear the undermentioned Identification Tab:

Please tick one only.

- ☐ Doctor
- ☐ Registered Nurse
- ☐ Enrolled Nurse
- ☐ Allied Health
- ☐ Paramedic
- ☐ Emergency Medical Technician (EMT)

St John Brigade Singapore Dress Regulations (Second Edition)

3. I confirm that I have attached the relevant supporting document(s) in accordance with what is stated below, without which I understand that my application cannot be processed.
- 3.1 Doctor: Submit a copy of the Medical Council Registration.
 - 3.2 Registered Nurse and Enrolled Nurse: Submit a copy of the Singapore Nursing Board Registration Card.
 - 3.3 Allied Health (Physiotherapist / Occupational Therapist / Speech Therapist / Radiographer / Radiation Therapist): Submit a copy of the Allied Health Professions Council (AHPC) Registration Card.
 - 3.4 Allied Health (Pharmacist): Submit a copy of the Singapore Pharmacy Council Registration Card.
 - 3.5 Allied Health (Others): Submit proof of employment with an institution that states the applicants name and approved Allied Health profession job title (e.g. nametag).
 - 3.6 Paramedic: Submit a copy of certificate of completion for paramedicine.
 - 3.7 EMT: Submit a copy of certificate of completion for EMT.
4. I have checked and ensured that all information provided above is correct to the best of my knowledge.

Applicant
(Rank, Name and Signature)

Date

St John Brigade Singapore Dress Regulations (Second Edition)

Part 2 (To be completed by Senior Assistant Chief Commissioner (Administration))

1. Remarks

2. I *recommend / do not recommend the approval of this application.

<hr/> <div>Chairman Brigade Dress Committee (Name and Signature)</div>	<hr/> <div>Date</div>
--	-----------------------

**Delete where appropriate.*

Part 3 (To be completed by Chief Commissioner, St John Brigade Singapore)

1. Remarks

2. I *approve / do not approve this application.

<hr/> <div>Chief Commissioner St John Brigade Singapore (Name and Signature)</div>	<hr/> <div>Date</div>
--	-----------------------

**Delete where appropriate.*



DRESS REGULATIONS
(SECOND EDITION)

ST JOHN BRIGADE SINGAPORE